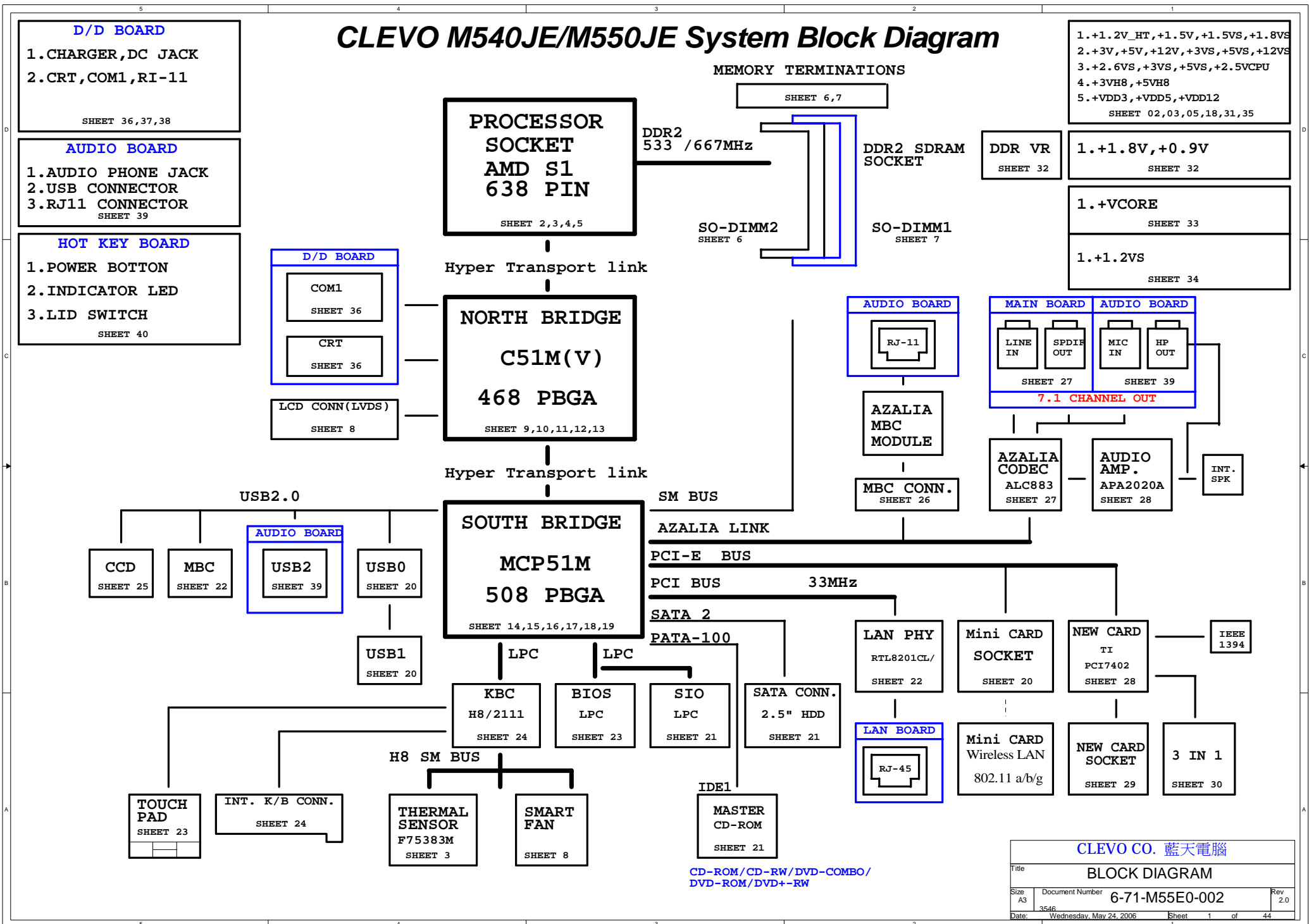
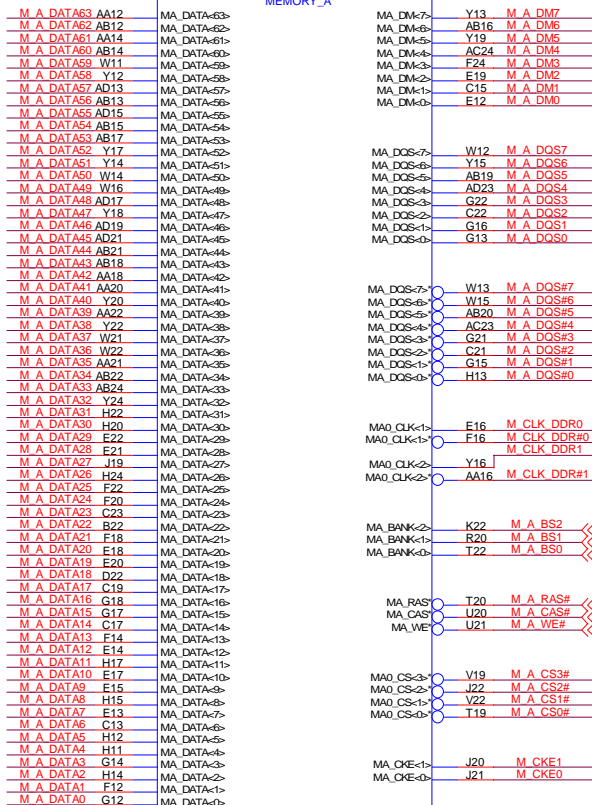


CLEVO M540JE/M550JE System Block Diagram



U15C
P2638X3-284S-01

SKT638
SEC 3 OF 6
MEMORY_A



6 M_A_DATA[0..63] M_A_DATA[0..63]

6 M_A_A[15..0] M_A_A[15..0]

6 M_A_DM[0..7] M_A_DM[0..7]

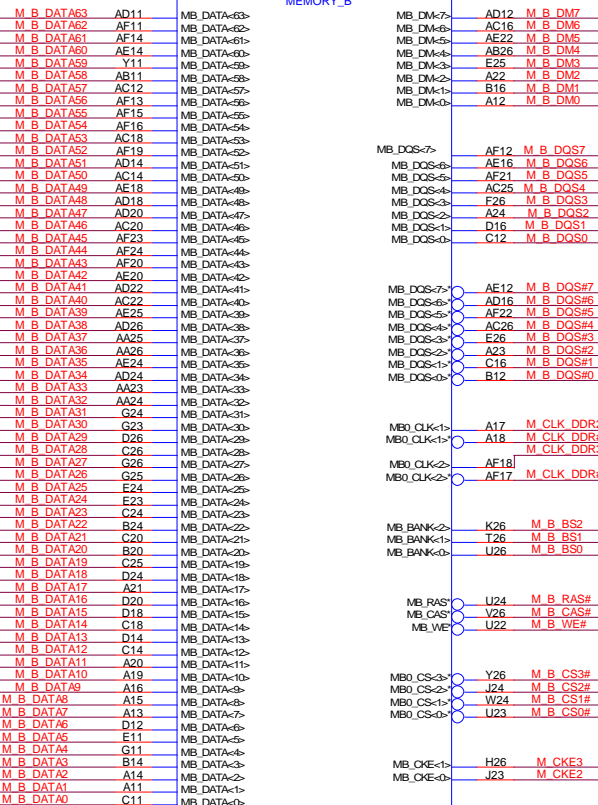
6 M_A_DQS[0..7] M_A_DQS[0..7]

6 M_A_DQS# [0..7] M_A_DQS# [0..7]

1.8V 2,3,5,6,7,18,32
0.9V 5,6,7,32

U15D
P2638X3-284S-01

SKT638
SEC 4 OF 6
MEMORY_B



7 M_B_DATA[0..63] M_B_DATA[0..63]

7 M_B_A[15..0] M_B_A[15..0]

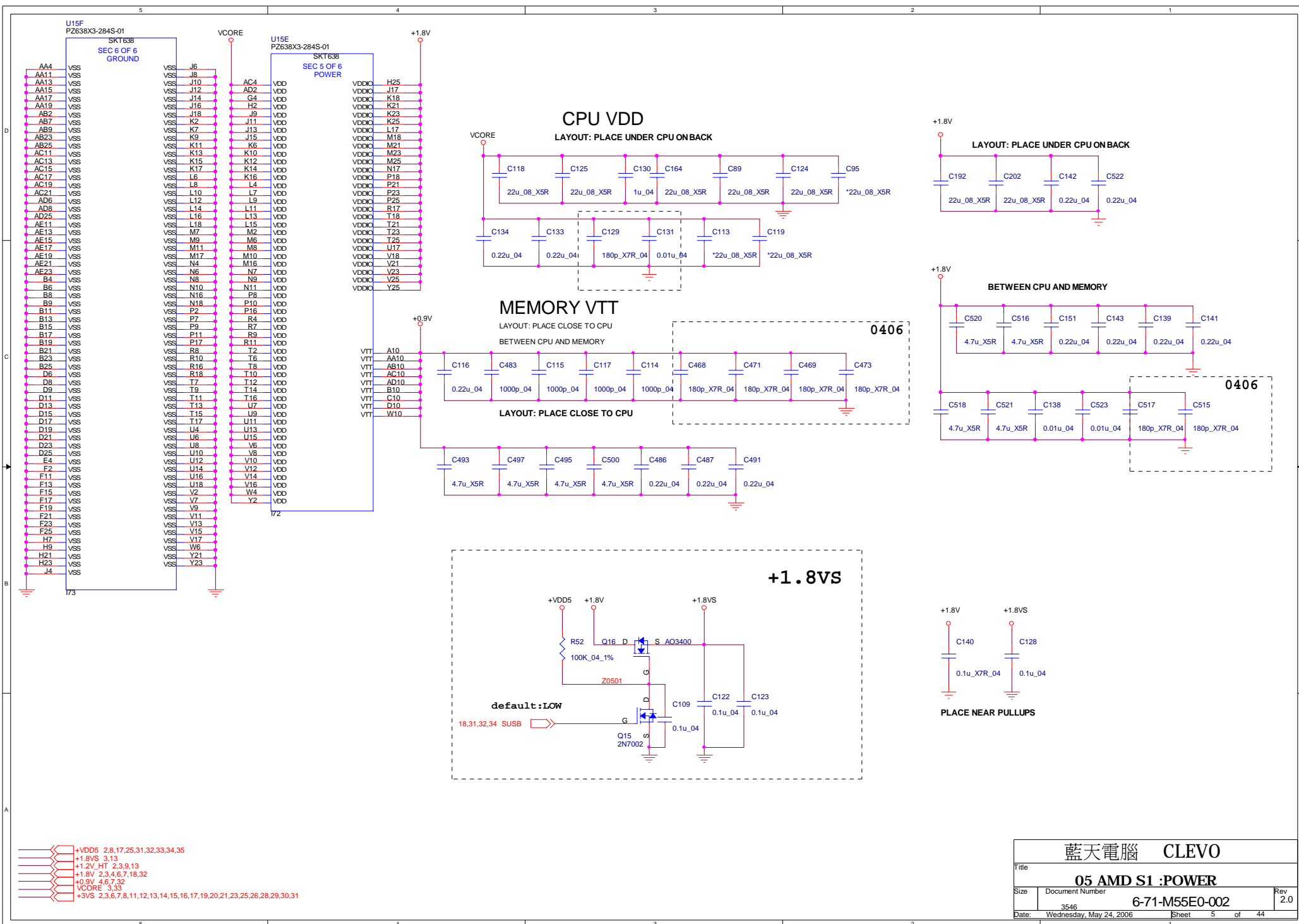
7 M_B_DM[0..7] M_B_DM[0..7]

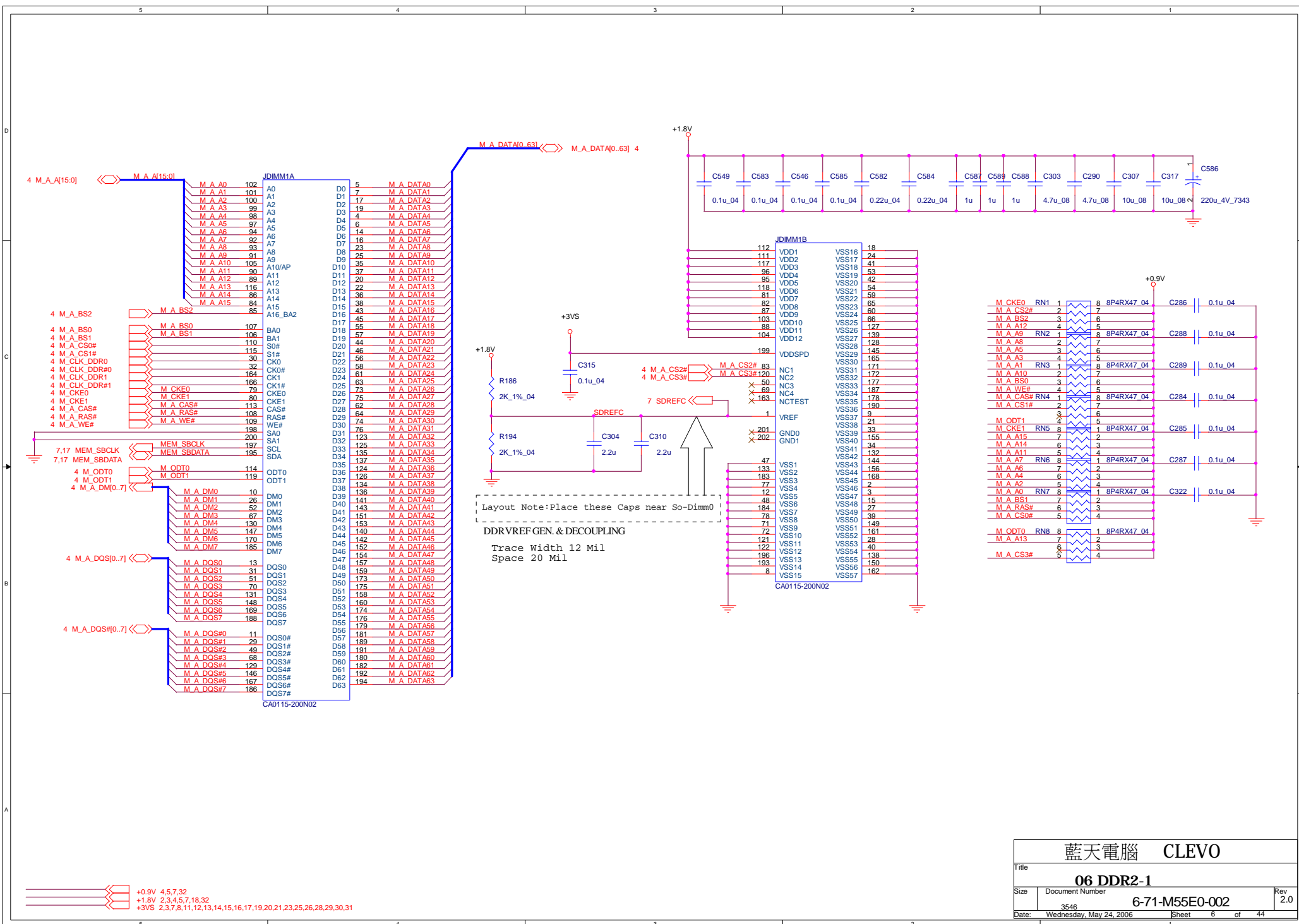
7 M_B_DQS[0..7] M_B_DQS[0..7]

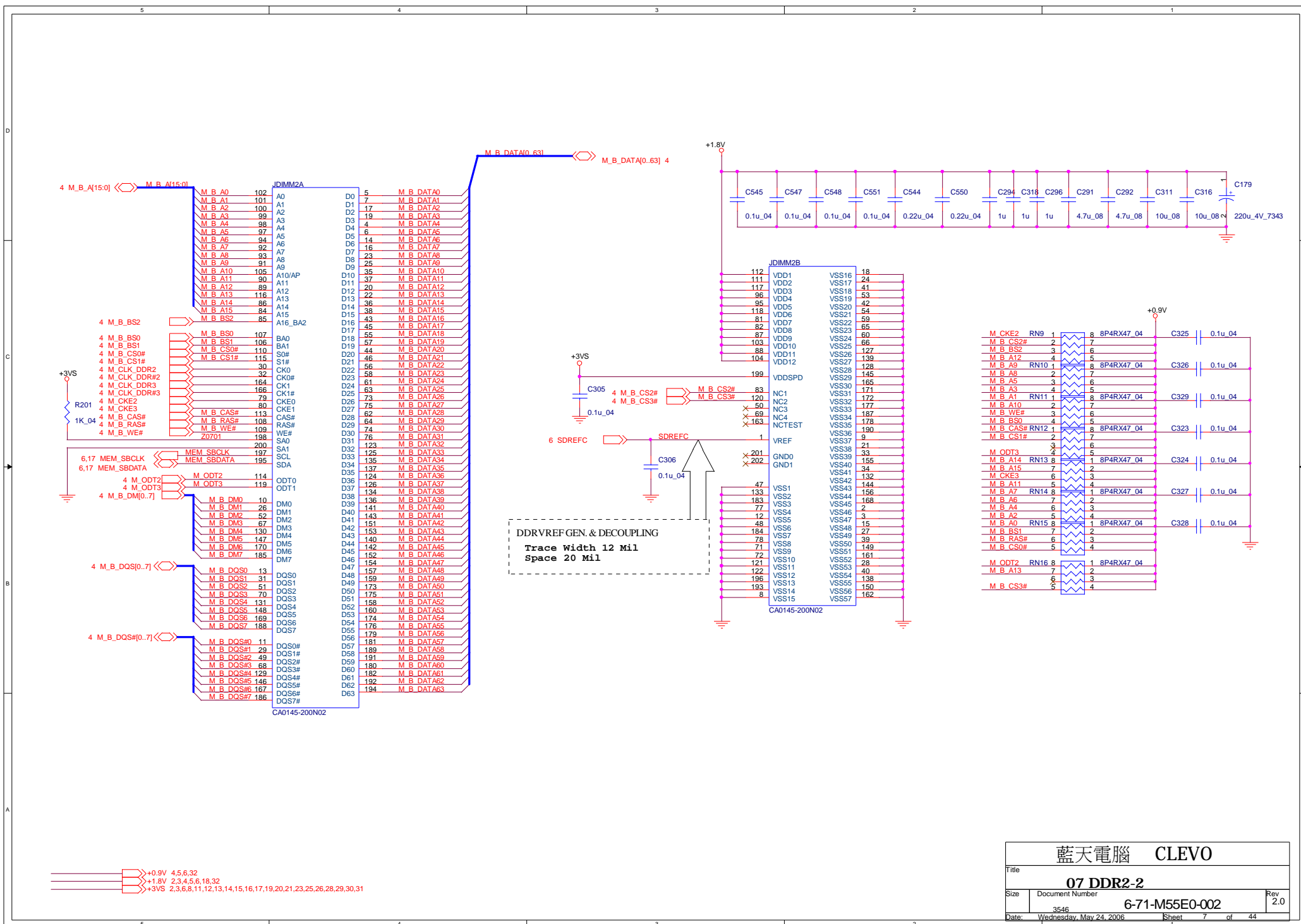
7 M_B_DQS# [0..7] M_B_DQS# [0..7]

藍天電腦 CLEVO

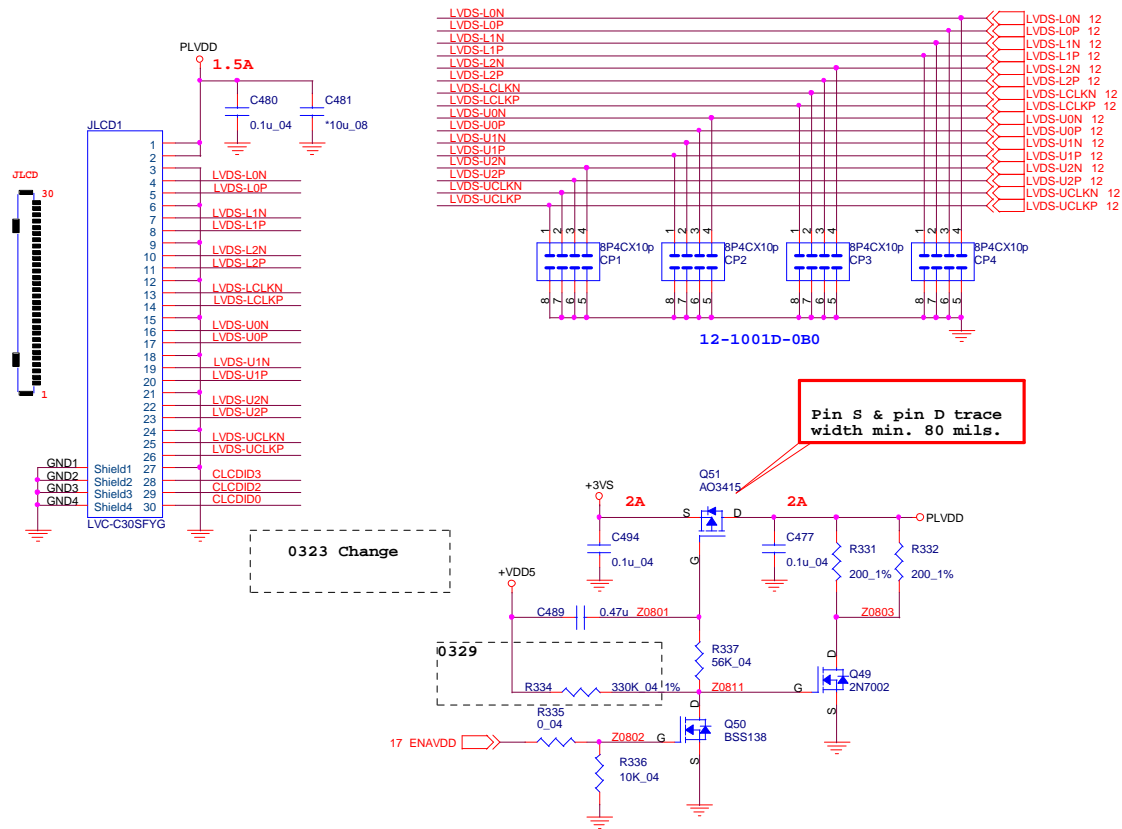
Title			
04 AMD S1:MEMORY			
Size	Document Number	Rev	
3546	6-71-M55E0-002	2.0	
Date:	Wednesday, May 24, 2006	Sheet	4 of 44



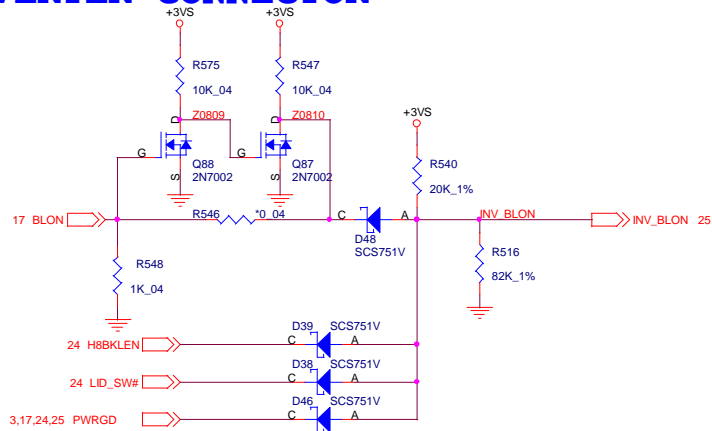




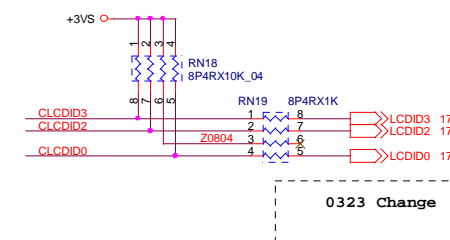
PANEL



INVERTER CONNECTOR



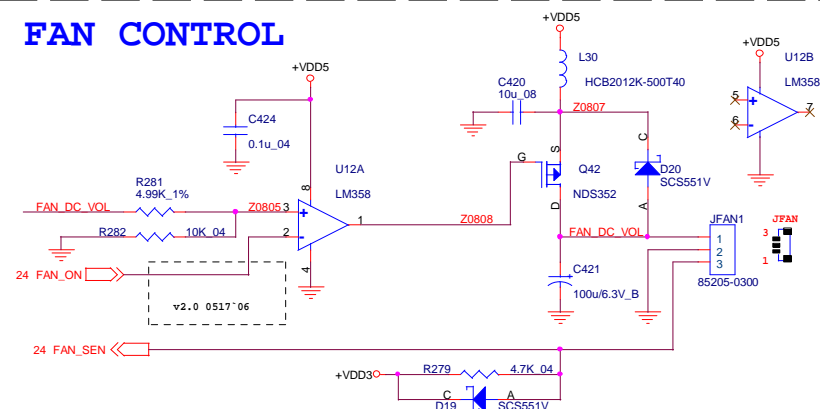
PANLE ID SELECTOR



PANEL ID Select

TYPE	PANEL MODEL	JLCD-30 (GPIO62)	JLCD-29 (GPIO61)	JLCD-28 (GPIO60)
15" XGA	AU B150XG01	0 (GND)	0 (GND)	0 (GND)
15" XGA	CPT CLAA150XH01	0 (GND)	0 (GND)	0 (GND)
15" SXGA+	AU B150PG03	1 (NC)	0 (GND)	0 (GND)
15" SXGA+	CPT CLAA150PB03	1 (NC)	0 (GND)	0 (GND)
14" WXGA	Hydis HT140WX1-100	0 (GND)	1 (NC)	0 (GND)
14" WXGA	AU B140EW01	0 (GND)	1 (NC)	0 (GND)
14" WXGA	SAMSUNG LTN140W1-L01	0 (GND)	1 (NC)	0 (GND)

FAN CONTROL

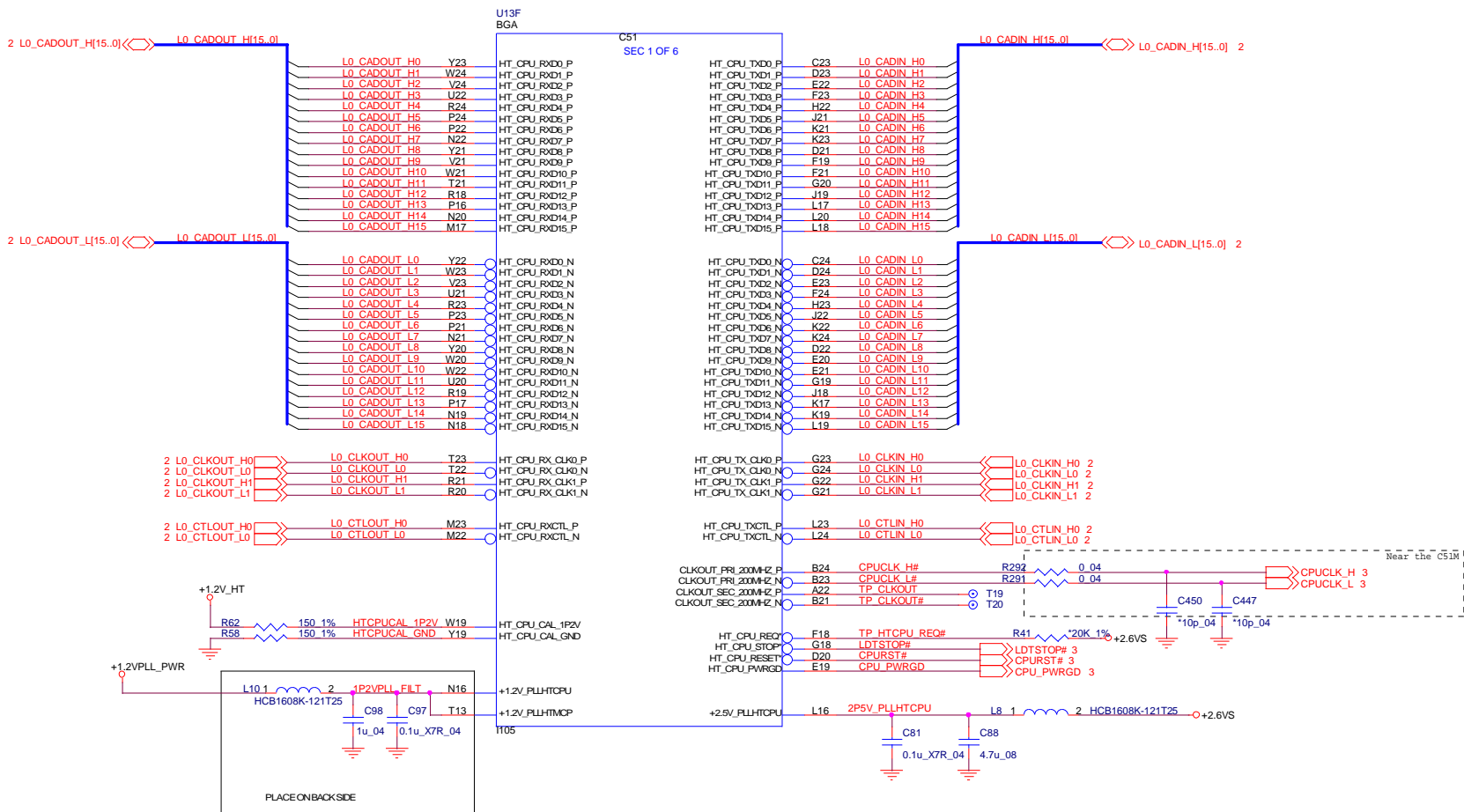


- +3V 3,15,17,18,19,20,21,22,25,27,29,31,32,33
- +3VS 2,3,6,7,11,12,13,14,15,16,17,19,20,21,23,25,26,28,29,30,31
- +5VH8 23,24,31
- +5VS 19,20,21,22,23,24,25,26,27,31
- +VDD5 2,5,17,25,31,32,33,34,35
- +VIN 24,25,31,32,33,34,35
- +VDD3 3,18,24,25,31,35

CLEVO CO. 藍天電腦

Title		
Size A3	Document Number 6-71-M55E0-002	Rev 2.0
Date: 2006/05/24	Wednesday, May 24, 2006	Sheet 8 of 44

+1.2V_HT 2,3,13
+3VS 2,3,6,7,8,11,12,13,14,15,16,17,19,20,21,23,25,26,28,29,30,31
+2.6VS 3,12,13,31
+1.2VPLL_PWR 11,12,13



藍天電腦 CLEVO		
Title HT CPU		
Size	Document Number	Rev
3546	6-71-M55E0-002	2.0
Date:	Wednesday, May 24, 2006	Sheet 9 of 44

5

4

3

2

1

+1.2VS 13,14,19,34

14 HTMCP_UP[7..0] >> HTMCP_UP[7..0]

HTMCP_UP0 AD6 HT_MCP_RXD0,P
HTMCP_UP1 AC7 HT_MCP_RXD1,P
HTMCP_UP2 AA8 HT_MCP_RXD2,P
HTMCP_UP3 AA9 HT_MCP_RXD3,P
HTMCP_UP4 AD10 HT_MCP_RXD4,P
HTMCP_UP5 AD11 HT_MCP_RXD5,P
HTMCP_UP6 AC12 HT_MCP_RXD6,P
HTMCP_UP7 AC13 HT_MCP_RXD7,P

T21 TP C51HTRXD8 AA6 HT_MCP_RXD8,P
T23 TP C51HTRXD9 W7 HT_MCP_RXD9,P
T25 TP C51HTRXD10 Y8 HT_MCP_RXD10,P
T27 TP C51HTRXD11 Y9 HT_MCP_RXD11,P
T29 TP C51HTRXD12 Y10 HT_MCP_RXD12,P
T31 TP C51HTRXD13 AA11 HT_MCP_RXD13,P
T33 TP C51HTRXD14 V11 HT_MCP_RXD14,P
T35 TP C51HTRXD15 W12 HT_MCP_RXD15,P

14 HTMCP_UP#7[7..0] >> HTMCP_UP#7[7..0]

HTMCP_UP#0 AC6 HT_MCP_RXD0,N
HTMCP_UP#1 AB7 HT_MCP_RXD1,N
HTMCP_UP#2 AB8 HT_MCP_RXD2,N
HTMCP_UP#3 AB9 HT_MCP_RXD3,N
HTMCP_UP#4 AC10 HT_MCP_RXD4,N
HTMCP_UP#5 AC11 HT_MCP_RXD5,N
HTMCP_UP#6 AB12 HT_MCP_RXD6,N
HTMCP_UP#7 AB13 HT_MCP_RXD7,N

T37 TP C51HTRXD8# Y6 HT_MCP_RXD8,N
T39 TP C51HTRXD9# Y7 HT_MCP_RXD9,N
T41 TP C51HTRXD10# AA7 HT_MCP_RXD10,N
T43 TP C51HTRXD11# W9 HT_MCP_RXD11,N
T45 TP C51HTRXD12# W10 HT_MCP_RXD12,N
T47 TP C51HTRXD13# Y12 HT_MCP_RXD13,N
T49 TP C51HTRXD14# W11 HT_MCP_RXD14,N
T51 TP C51HTRXD15# V13 HT_MCP_RXD15,N

14 HTMCP_UPCLK0 >> HTMCP_UPCLK0 AD9 HT_MCP_RX_CLK0,P
14 HTMCP_UPCLK0# >> HTMCP_UPCLK0# AC9 HT_MCP_RX_CLK0,N
T53 TP HTMCP_UPCLK1 U10 HT_MCP_RX_CLK1,P
T55 TP HTMCP_UPCLK1# T10 HT_MCP_RX_CLK1,N

14 HTMCP_UPCNTL >> HTMCP_UPCNTL AD14 HT_MCP_RXCTL,P
14 HTMCP_UPCNTL# >> HTMCP_UPCNTL# AC14 HT_MCP_RXCTL,N

14 HTMCP_REQ# << HTMCP_REQ# AB5 HT_MCP_STOP*
14 HTMCP_STOP# << HTMCP_STOP# AA6 HT_MCP_RESET*
14 HTMCP_RST# << HTMCP_RST# AC5 HT_MCP_PWRGD
14 HTMCP_PWRGD << HTMCP_PWRGD AD5 HT_MCP_PWRGD

14 MCP_OUT_25MHZ >> MCP_OUT_25MHZ AC4 CLKIN_25MHZ

14 MCP_OUT_200MHZ >> MCP_OUT_200MHZ Y5 CLKIN_200MHZ,P
14 MCP_OUT_200MHZ# >> MCP_OUT_200MHZ# W5 CLKIN_200MHZ,N

U13A
BGA

C51
SEC 2 OF 6

HT_MCP_TXD0,P AC24 HTMCP_DWN0
HT_MCP_TXD1,P AD23 HTMCP_DWN1
HT_MCP_TXD2,P AC22 HTMCP_DWN2
HT_MCP_TXD3,P AC20 HTMCP_DWN3
HT_MCP_TXD4,P AB18 HTMCP_DWN4
HT_MCP_TXD5,P AA17 HTMCP_DWN5
HT_MCP_TXD6,P AB16 HTMCP_DWN6
HT_MCP_TXD7,P AC16 HTMCP_DWN7
HT_MCP_TXD8,P AB21 TP C51HTTXD8 T22
HT_MCP_TXD9,P AB20 TP C51HTTXD9 T24
HT_MCP_TXD10,P AB19 TP C51HTTXD10 T26
HT_MCP_TXD11,P W18 TP C51HTTXD11 T28
HT_MCP_TXD12,P W15 TP C51HTTXD12 T30
HT_MCP_TXD13,P AA15 TP C51HTTXD13 T32
HT_MCP_TXD14,P Y14 TP C51HTTXD14 T34
HT_MCP_TXD15,P W13 TP C51HTTXD15 T36

HTMCP_DWN[7..0] >> HTMCP_DWN[7..0] 14

HT_MCP_TXD0,N AC23 HTMCP_DWN#0
HT_MCP_TXD1,N AD22 HTMCP_DWN#1
HT_MCP_TXD2,N AC21 HTMCP_DWN#2
HT_MCP_TXD3,N AD20 HTMCP_DWN#3
HT_MCP_TXD4,N AC18 HTMCP_DWN#4
HT_MCP_TXD5,N AB17 HTMCP_DWN#5
HT_MCP_TXD6,N AB15 HTMCP_DWN#6
HT_MCP_TXD7,N AD16 HTMCP_DWN#7
HT_MCP_TXD8,N AB22 TP C51HTTXD8# T38
HT_MCP_TXD9,N AA20 TP C51HTTXD9# T40
HT_MCP_TXD10,N AA19 TP C51HTTXD10# T42
HT_MCP_TXD11,N Y17 TP C51HTTXD11# T44
HT_MCP_TXD12,N Y15 TP C51HTTXD12# T46
HT_MCP_TXD13,N Y15 TP C51HTTXD13# T48
HT_MCP_TXD14,N W14 TP C51HTTXD14# T50
HT_MCP_TXD15,N Y13 TP C51HTTXD15# T52

HTMCP_DWN#7[7..0] >> HTMCP_DWN#7[7..0] 14

HT_MCP_TX_CLK0,P AC19 HTMCP_DWNCLK0 >> HTMCP_DWNCLK0 14
HT_MCP_TX_CLK0,N AD19 HTMCP_DWNCLK0# >> HTMCP_DWNCLK0# 14
HT_MCP_TX_CLK1,P Y17 TP HTMCP_DWNCLK1 T54
HT_MCP_TX_CLK1,N W17 TP HTMCP_DWNCLK1# T56

HT_MCP_TXCTL,P AC15 HTMCP_DWNCNTL >> HTMCP_DWNCNTL 14
HT_MCP_TXCTL,N AD15 HTMCP_DWNCNTL# >> HTMCP_DWNCNTL# 14

CLKOUT_CTERM_GND B22 CLKOUT_CTERM R286 2.37K 1%
SCLKIN_MCLKOUT_200MHZ,P A20 TP SLAVE_CLK T57
SCLKIN_MCLKOUT_200MHZ,N B20 TP SLAVE_CLK# T58

HT_MCP_CAL_1P2V AB23 HTMCPCAL_1P2V R323 150 1%
HT_MCP_CAL_GND AB24 HTMCPCAL_GND R321 150 1%

+1.2VS

藍天電腦 CLEVO

Title C51M HT TO MCP & MUX		
Size 3546	Document Number 6-71-M55E0-002	Rev 2.0
Date Wednesday, May 24, 2006	Sheet 10	of 44

+3VS 2,3,6,7,8,12,13,14,15,16,17,19,20,21,23,25,26,28,29,30,31
+1.2VPLL_PWR 9,12,13

U13B
BGA


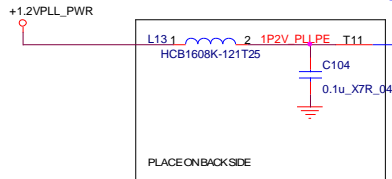
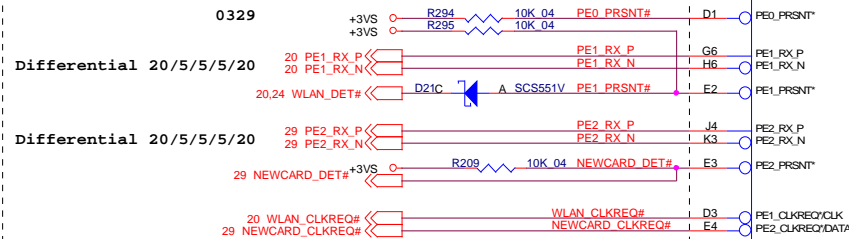
C51
SEC 3 OF 6

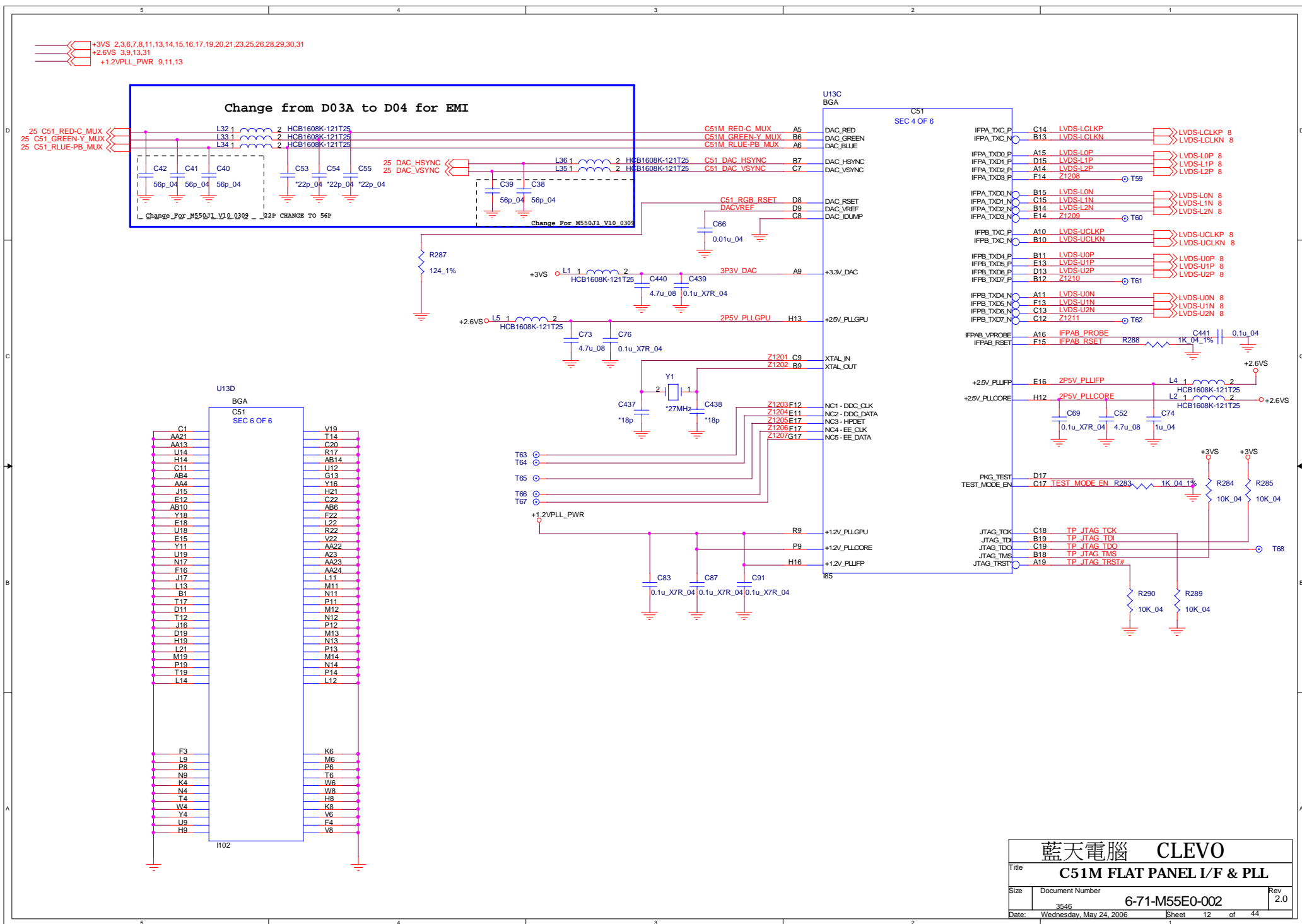
J8 PE0_RX0,P
J6 PE0_RX1,P
K9 PE0_RX2,P
L6 PE0_RX3,P
L7 PE0_RX4,P
M9 PE0_RX5,P
N8 PE0_RX6,P
N6 PE0_RX7,P
R6 PE0_RX8,P
P3 PE0_RX9,P
R8 PE0_RX10,P
U6 PE0_RX11,P
T8 PE0_RX12,P
U7 PE0_RX13,P
V4 PE0_RX14,P
Y3 PE0_RX15,P

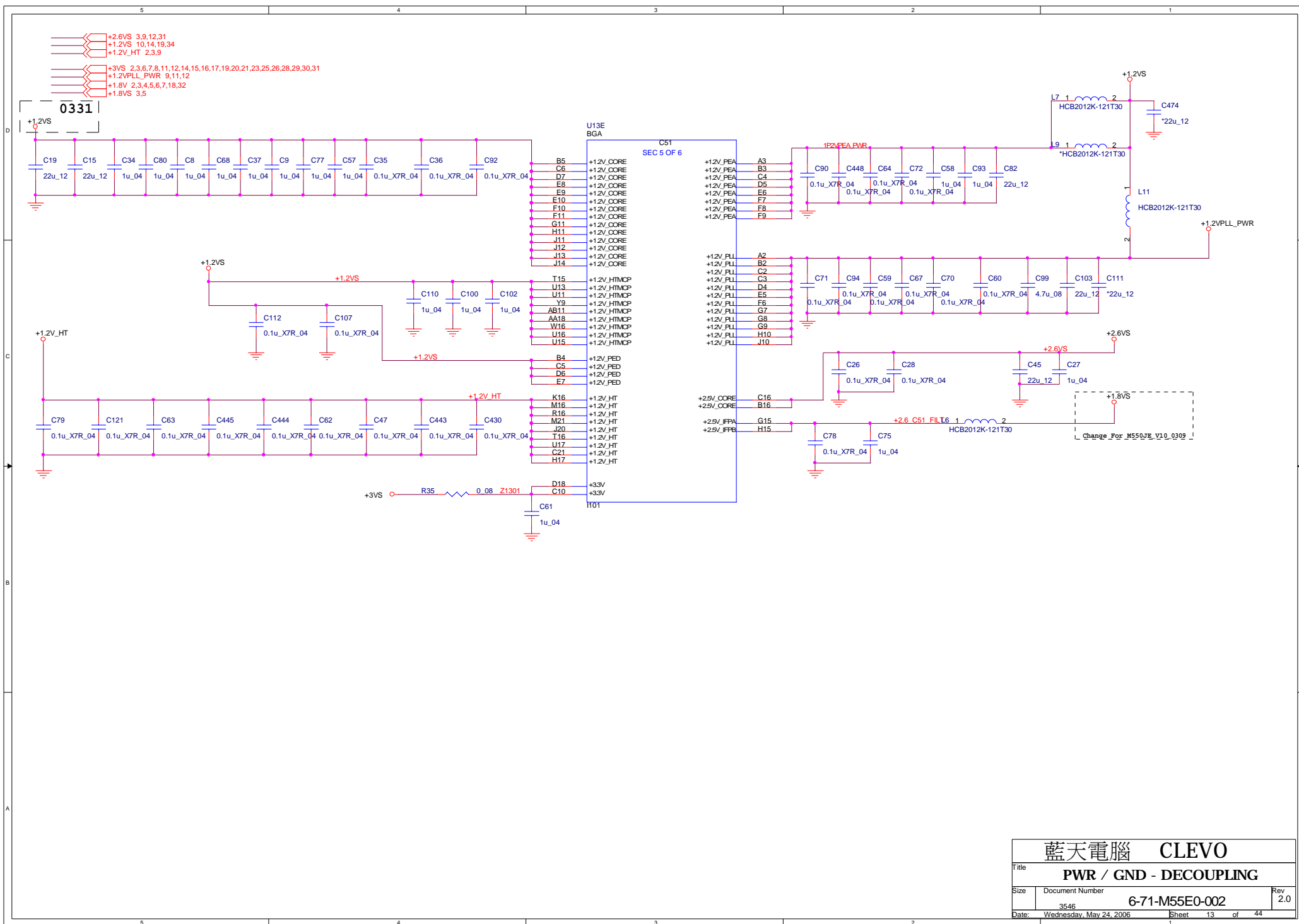
J7 PE0_RX0,N
J5 PE0_RX1,N
J9 PE0_RX2,N
L5 PE0_RX3,N
L8 PE0_RX4,N
M8 PE0_RX5,N
N7 PE0_RX6,N
N5 PE0_RX7,N
R5 PE0_RX8,N
P4 PE0_RX9,N
R7 PE0_RX10,N
U5 PE0_RX11,N
T9 PE0_RX12,N
U8 PE0_RX13,N
V3 PE0_RX14,N
AA3 PE0_RX15,N

PE0_TX0,P L1
PE0_TX1,P L3
PE0_TX2,P L4
PE0_TX3,P M4
PE0_TX4,P P1
PE0_TX5,P R1
PE0_TX6,P R3
PE0_TX7,P R4
PE0_TX8,P U4
PE0_TX9,P V1
PE0_TX10,P W1
PE0_TX11,P W3
PE0_TX12,P AA1
PE0_TX13,P AB1
PE0_TX14,P AC1
PE0_TX15,P AD2

PE0_TX0,N L2
PE0_TX1,N M2
PE0_TX2,N M3
PE0_TX3,N N3
PE0_TX4,N P2
PE0_TX5,N R2
PE0_TX6,N T2
PE0_TX7,N T3
PE0_TX8,N U3
PE0_TX9,N V2
PE0_TX10,N W2
PE0_TX11,N Y2
PE0_TX12,N AA2
PE0_TX13,N AB2
PE0_TX14,N AC2
PE0_TX15,N AD3







+1.8VS 3,5,13
+1.5VS 16,17,18,19,20,29
+3VS 2,3,6,7,8,11,12,13,15,16,17,19,20,21,23,25,26,28,29,30,31
+1.2VS 10,13,19,34
+2.6VS 3,9,12,13,31

10 HTMCP_DWN[7..0] HTMCP_DWN[7..0]
RESISTOR FOR 4X4 LINK
OK TO FLOAT UNUSED PINS
R346 *49.9 1% HTMCP_DWN7

10 HTMCP_DWN[7..0] HTMCP_DWN[7..0]
RESISTOR FOR 4X4 LINK
OK TO FLOAT UNUSED PINS
+1.2VS R345 *49.9 1% HTMCP_DWN7

10 HTMCP_DWNCNTL HTMCP_DWNCNTL W1 HT_MCP_RXCTL_P
10 HTMCP_DWNCNTL# HTMCP_DWNCNTL# W2 HT_MCP_RXCTL_N
+3VS R338 1.5K 04
R342 1.5K 04
10 HTMCP_REQ#
10 HTMCP_STOP#

R344 150 1% HTMCP_COMP_GND1 AB1 HT_MCP_COMP_GND1
R343 49.9 1% HTMCP_COMP_GND2 AB2 HT_MCP_COMP_GND2

TO CPU-VODE PWM VROK
CONNOT OVERVOLTAGE CPU HT
TO LPC GPIO & PWM "SHDN"

2 HT_VLD HT_VLD F22 HT_VLD
33 CPU_VLD CPU_VLD N26 CPU_VLD
32 +1.8VOK R170 0 04 Z1402 M24 MEM_VLD
2 HTVDD_EN HTVDD_EN F23 HTVDD_EN
33 CPUVDD_EN CPUVDD_EN N25 CPUVDD_EN
C275 *0.1u_04
+3VS L151 HCB1608K-121T25 2 +3.3V PLL_CPU_HT
C224 0.1u_04
+1.5VS R110 0
C180 10u_08
C188 0.1u_X7R_04
C174 0.01u_04
Z1401 M6 +1.5V_PLL_CPU_HT
M5 +3.3V_PLL_CPU_HT
C193 0.1u_X7R_04

U19G
BGA508
MCP51
SEC 1 OF 7

HTMCP_DWN0 K1 HT_MCP_RXD0_P
HTMCP_DWN1 L1 HT_MCP_RXD1_P
HTMCP_DWN2 M1 HT_MCP_RXD2_P
HTMCP_DWN3 N1 HT_MCP_RXD3_P
HTMCP_DWN4 R1 HT_MCP_RXD4_P
HTMCP_DWN5 T1 HT_MCP_RXD5_P
HTMCP_DWN6 U1 HT_MCP_RXD6_P
HTMCP_DWN7 V1 HT_MCP_RXD7_P

HTMCP_DWN#0 K2 HT_MCP_RXD0_N
HTMCP_DWN#1 L2 HT_MCP_RXD1_N
HTMCP_DWN#2 M2 HT_MCP_RXD2_N
HTMCP_DWN#3 N2 HT_MCP_RXD3_N
HTMCP_DWN#4 R2 HT_MCP_RXD4_N
HTMCP_DWN#5 T2 HT_MCP_RXD5_N
HTMCP_DWN#6 U2 HT_MCP_RXD6_N
HTMCP_DWN#7 V2 HT_MCP_RXD7_N

10 HTMCP_DWNCCLK0 HTMCP_DWNCCLK0 P1 HT_MCP_RX_CLK_P
10 HTMCP_DWNCCLK0# HTMCP_DWNCCLK0# P2 HT_MCP_RX_CLK_N

HT_MCP_TXD0_P AA1 HTMCP_UP0 HTMCP_UP[7..0] 10
HT_MCP_TXD1_P Y1 HTMCP_UP1
HT_MCP_TXD2_P AA3 HTMCP_UP2
HT_MCP_TXD3_P W5 HTMCP_UP3
HT_MCP_TXD4_P U5 HTMCP_UP4
HT_MCP_TXD5_P T5 HTMCP_UP5
HT_MCP_TXD6_P R5 HTMCP_UP6
HT_MCP_TXD7_P P5 HTMCP_UP7

HT_MCP_TXD0_N AA2 HTMCP_UP#0
HT_MCP_TXD1_N Y2 HTMCP_UP#1
HT_MCP_TXD2_N AA4 HTMCP_UP#2
HT_MCP_TXD3_N W6 HTMCP_UP#3
HT_MCP_TXD4_N U6 HTMCP_UP#4
HT_MCP_TXD5_N T6 HTMCP_UP#5
HT_MCP_TXD6_N R6 HTMCP_UP#6
HT_MCP_TXD7_N P6 HTMCP_UP#7

HT_MCP_TX_CLK_P V5 HTMCP_UPCLK0 10
HT_MCP_TX_CLK_N V6 HTMCP_UPCLK0# 10

HT_MCP_TXCTL_P N5 HTMCP_UPCNTL 10
HT_MCP_TXCTL_N N6 HTMCP_UPCNTL# 10

CLKOUT_200MHZ_P AC1 MCPOUT_200MHZ 10
CLKOUT_200MHZ_N AC2 MCPOUT_200MHZ# 10

CLKOUT_25MHZ Y5 CLKOUT_25MHZ_R R348 22 04 MCPOUT_25MHZ
HT_MCP_PWRGD AD2 HTMCP_PWRGD 10
HT_MCP_RST# AE1 HTMCP_RST# 10

THERMTRIP# J6 THERMTRIP#
CLK200MHZ_TERM_GND K6 CLK200MHZ_TERM_GND

JTAG_TCK H22 MCP51_TCK R137 10K 04
JTAG_TDI H21 TP MCP51_TDI R174 10K 04
JTAG_TDO H23 TP MCP51_TDO R391 10K 04
JTAG_TMS D25 MCP51_TMS R388 10K 04
JTAG_TRST# F25 MCP51_TRST#

Change For M550JE_V10_0309

+3VS R103 4.7K 04
+3VS R349 1.5K 04
R341 1.5K 04
MCPOUT_25MHZ 10
HTMCP_PWRGD 10
HTMCP_RST# 10

R106
562_1%_04

藍天電腦 CLEVO

Title				MCP51 HT			
Size		Document Number				Rev	
		3546				2.0	
Date:		Wednesday, May 24, 2006		Sheet		14 of 44	

+3VS 2,3,6,7,8,11,12,13,14,16,17,19,20,21,23,25,26,28,29,30,31
+5VS 19,20,21,22,23,24,25,26,27,31
+3V 3,17,18,19,20,21,22,25,27,29,31,32,33

28 PCI_AD[31..0] <<> PCI_AD[31..0]

PCI_AD0 AF19 PCI_AD0
PCI_AD1 AB21 PCI_AD1
PCI_AD2 AC19 PCI_AD2
PCI_AD3 AA20 PCI_AD3
PCI_AD4 AA19 PCI_AD4
PCI_AD5 AF20 PCI_AD5
PCI_AD6 AE19 PCI_AD6
PCI_AD7 AE20 PCI_AD7
PCI_AD8 AB20 PCI_AD8
PCI_AD9 AB19 PCI_AD9
PCI_AD10 AA18 PCI_AD10
PCI_AD11 AB18 PCI_AD11
PCI_AD12 AE18 PCI_AD12
PCI_AD13 AE18 PCI_AD13
PCI_AD14 AC17 PCI_AD14
PCI_AD15 AA17 PCI_AD15
PCI_AD16 AB15 PCI_AD16
PCI_AD17 AE15 PCI_AD17
PCI_AD18 AE15 PCI_AD18
PCI_AD19 AE14 PCI_AD19
PCI_AD20 AE14 PCI_AD20
PCI_AD21 AA14 PCI_AD21
PCI_AD22 AB14 PCI_AD22
PCI_AD23 AC13 PCI_AD23
PCI_AD24 AB13 PCI_AD24
PCI_AD25 AE13 PCI_AD25
PCI_AD26 AA12 PCI_AD26
PCI_AD27 AE13 PCI_AD27
PCI_AD28 AB12 PCI_AD28
PCI_AD29 AE12 PCI_AD29
PCI_AD30 AE12 PCI_AD30
PCI_AD31 AE11 PCI_AD31

28 PCI_C/BE0# <<> PCI_C/BE0# 0 AD19 PCI_CBE0*
28 PCI_C/BE1# <<> PCI_C/BE1# 1 AB17 PCI_CBE1*
28 PCI_C/BE2# <<> PCI_C/BE2# 2 AA15 PCI_CBE2*
28 PCI_C/BE3# <<> PCI_C/BE3# 3 AA13 PCI_CBE3*

28 PCI_FRAME# <<> PCI_FRAME# AC15 PCI_FRAME*
28 PCI_IRDY# <<> PCI_IRDY# AD15 PCI_IRDY*
28 PCI_TRDY# <<> PCI_TRDY# AB16 PCI_TRDY*
28 PCI_STOP# <<> PCI_STOP# AE16 PCI_STOP*
28 PCI_DEVSEL# <<> PCI_DEVSEL# AA16 PCI_DEVSEL*
28 PCI_PAR# <<> PCI_PAR# AE17 PCI_PAR*
28 PCI_PERR# <<> PCI_PERR# AE16 PCI_PERRYGRO
28 PCI_SERR# <<> PCI_SERR# AF17 PCI_SERR*
24,28 PCI_PME# <<> PCI_PME# AD11 PCI_PMEYGRO
24,28 PM_CLKRUN# <<> PM_CLKRUN# AF25 PCI_CLKRUNYGRO

0406

29 PCIRST# <<> PCIRST# R398 33 04 PCI_RESET0# AE25 PCI_RESET0*
28 CARDPCIRST# <<> CARDPCIRST# R144 33 04 PCI_RESET1# AD24 PCI_RESET1*
21 PCIRST_IDE_S# <<> PCIRST_IDE_S# R129 33 04 PCI_RESET2# W22 PCI_RESET2*
23 LPCRST_FLASH# <<> LPCRST_FLASH# R178 33 04 LPC_RESET# L26 LPC_RESET*

24 LPC_RST# <<> R190 33 04

0329 21 LPCRST_SIO# <<> R191 33 04

0329

MCP51
SEC 2 OF 7

PCI_REQ0# AA22 PCI_REQ0# T70
PCI_REQ1# AE22 PCI_REQ1# T71
PCI_REQ2# AF21 PCI_REQ2#
PCI_REQ3# AF22 PCI_REQ3#
PCI_REQ4# AE23 PCI_REQ4#

PCI_GNT0# AE21 PCI_GNT0# T72
PCI_GNT1# AC21 PCI_GNT1# T73
PCI_GNT2# AA21 PCI_GNT2# T74
PCI_GNT3# AB24 PCI_GNT3# T75
PCI_GNT4# AB22 LOAD_TEST#

PCI_INTA# AE11 PCI_INTA# PCI_INTA# 28
PCI_INTB# AB11 PCI_INTB# PCI_INTB# 28
PCI_INTC# AC11 PCI_INTC# PCI_INTC# 28
PCI_INTD# AA11 PCI_INTD# PCI_INTD# 28

PCI_CLK0 AE24 PCI_CLK0 T77
PCI_CLK1 AF24 PCI_CLK1 T76
PCI_CLK2 AD23 PCI_CLK2
PCI_CLK3 AF23 PCI_CLK3
PCI_CLK4 AE23 PCI_CLK4

C539 *10p_04
C534 *10p_04
C258 *10p_04

LPC_AD[3..0] <<> LPC_AD[3..0] 21,23,24

LPC_AD0 K24 LPC_AD0
LPC_AD1 H26 LPC_AD1
LPC_AD2 H25 LPC_AD2
LPC_AD3 K22 LPC_AD3

LPC_FRAME# G25 LPC_FRAME# >>> LPC_FRAME# 21,23,24
LPC_DRQ0# K21 LPC_DRQ0# >>> LPC_DRQ0# 21
LPC_DRQ1# L22 INT_SERIRQ >>> INT_SERIRQ 21,24,28
LPC_PWRDNYGRO H24 H8_LPCPD# >>> H8_LPCPD# 24

LPC_CLK0 F26 LPC_CLK0 R166 22 04 >>> PCLK_H8 24
LPC_CLK1 G26 LPC_CLK1 R175 22 04 >>> PCLK_FWH 23

C272 *10p_04
C273 *10p_04

Change from D03A to D04

PCI_REQ1# R372 8.2K 1% 04
PCI_REQ3# R368 8.2K 1% 04
PCI_REQ2# R366 8.2K 1% 04
PCI_REQ0# R369 8.2K 1% 04
PCI_IRDY# R361 8.2K 1% 04
PCI_FRAME# R116 8.2K 1% 04
PCI_TRDY# R120 8.2K 1% 04

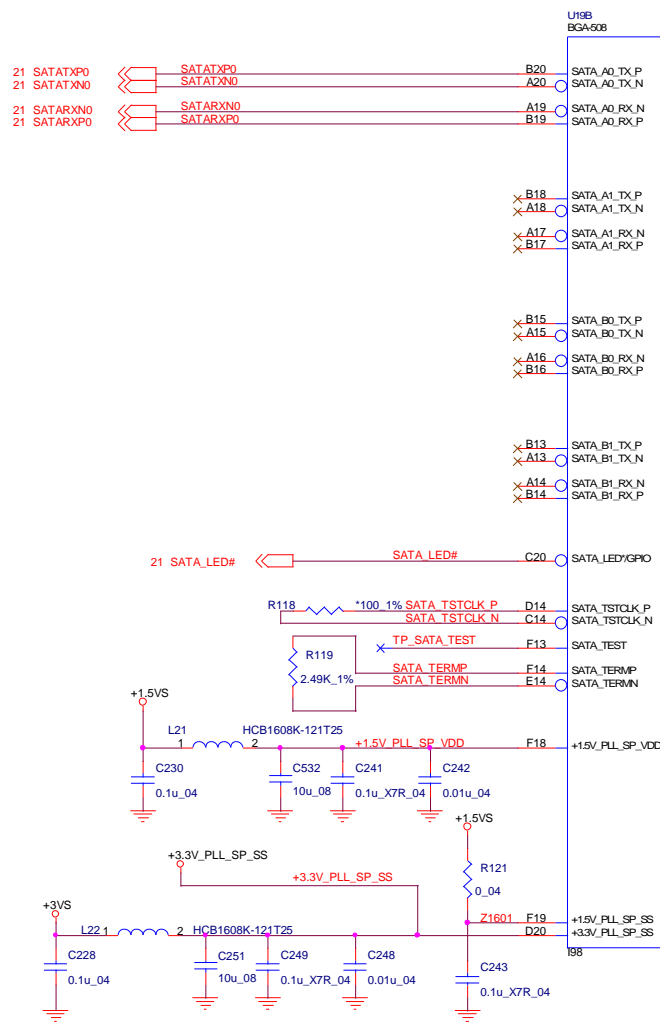
PCI_SERR# R367 8.2K 1% 04
PCI_STOP# R364 8.2K 1% 04
PCI_PERR# R365 8.2K 1% 04
PCI_INTA# R360 8.2K 1% 04
PCI_DEVSEL# R117 8.2K 1% 04
PCI_INTD# R112 8.2K 1% 04
PCI_INTB# R109 8.2K 1% 04
PCI_INTC# R108 8.2K 1% 04

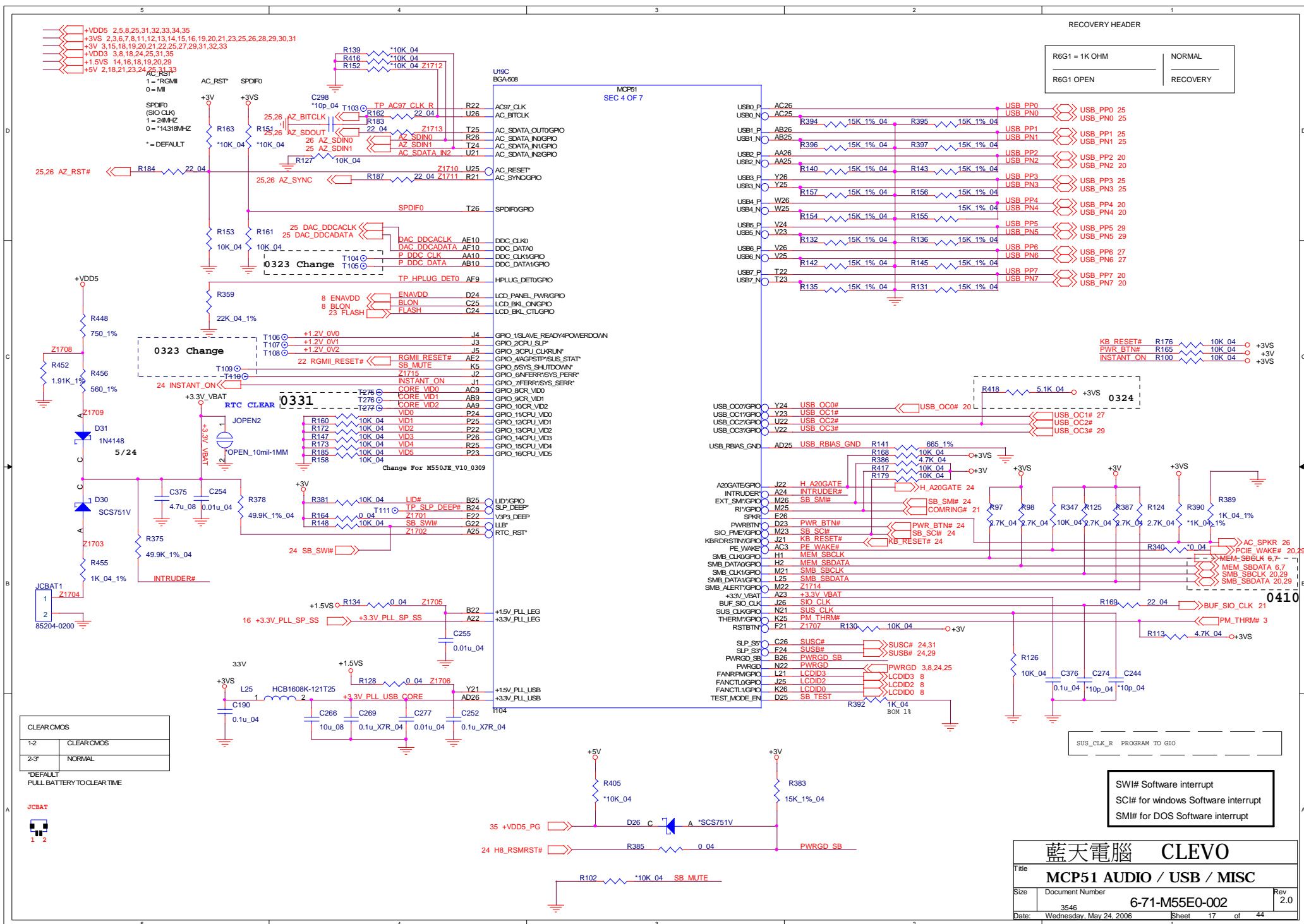
PM_CLKRUN# R393 8.2K 1% 04
PCI_REQ4# R377 8.2K 1% 04
LPC_DRQ1# R177 8.2K 1% 04
LPC_AD3 R422 8.2K 1% 04
LPC_AD2 R421 8.2K 1% 04
LPC_AD1 R420 8.2K 1% 04
LPC_AD0 R419 8.2K 1% 04

R115 8.2K 1% 04
PCI_PME#

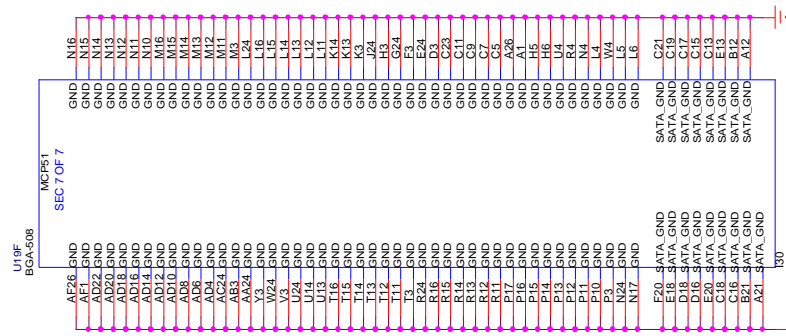
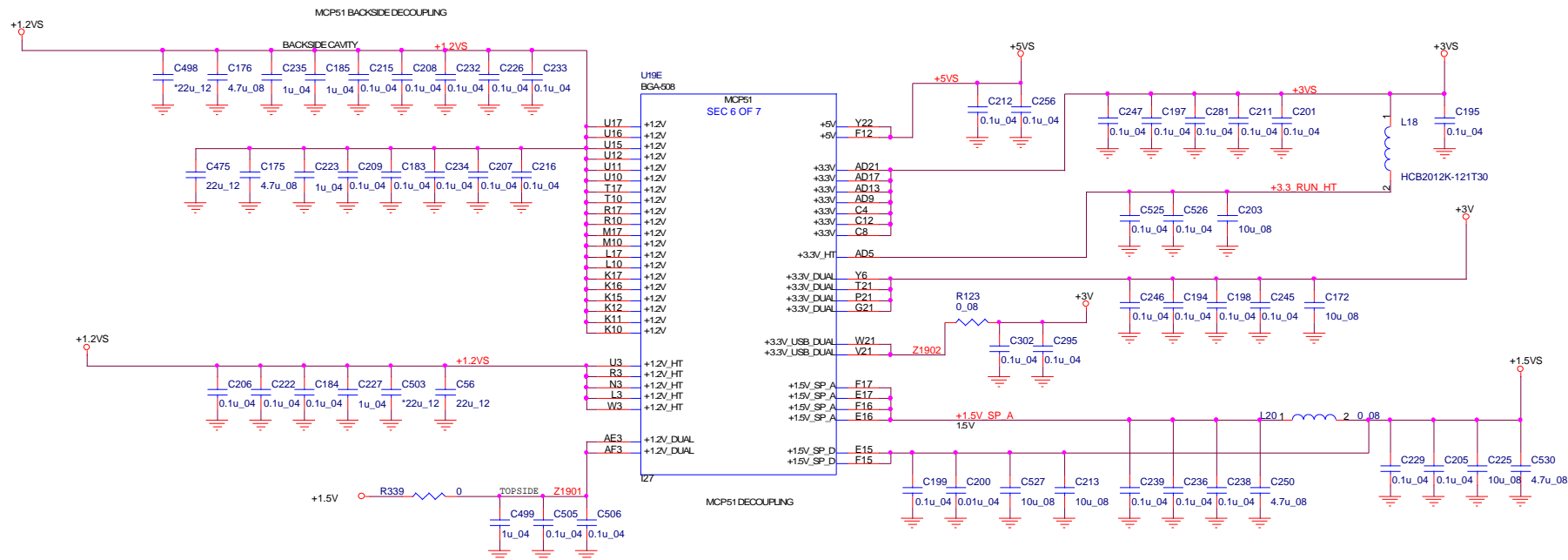
藍天電腦 CLEVO

Title MCP51 PCI		
Size 3546	Document Number 6-71-M55E0-002	Rev 2.0
Date: Wednesday, May 24, 2006 Sheet 15 of 44		





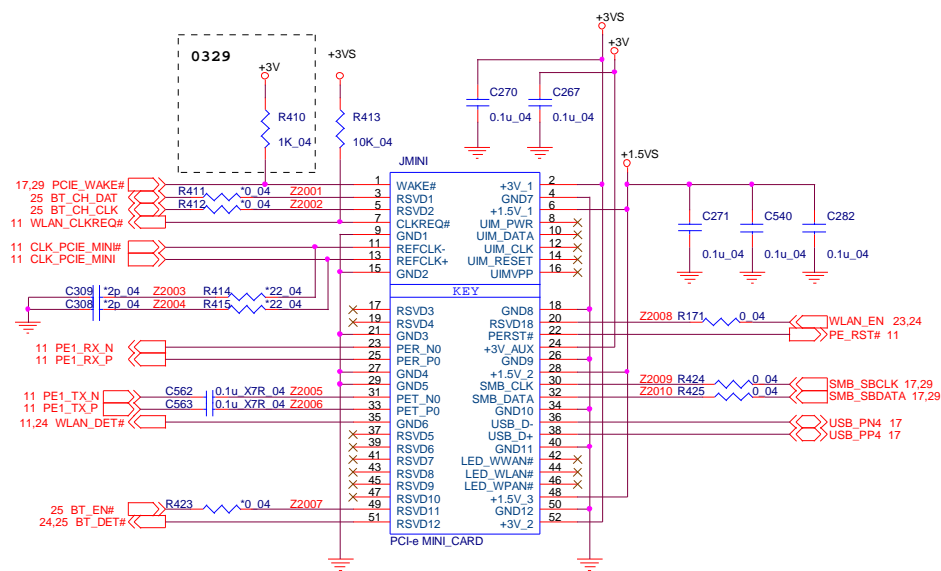
+1.2VS 10,13,14,34
 +3V 3,15,17,18,20,21,22,25,27,29,31,32,33
 +5VS 20,21,22,23,24,25,26,27,31
 +3VS 2,3,6,7,8,11,12,13,14,15,16,17,20,21,23,25,26,28,29,30,31
 +1.5V 18
 +1.5VS 14,16,17,18,20,29



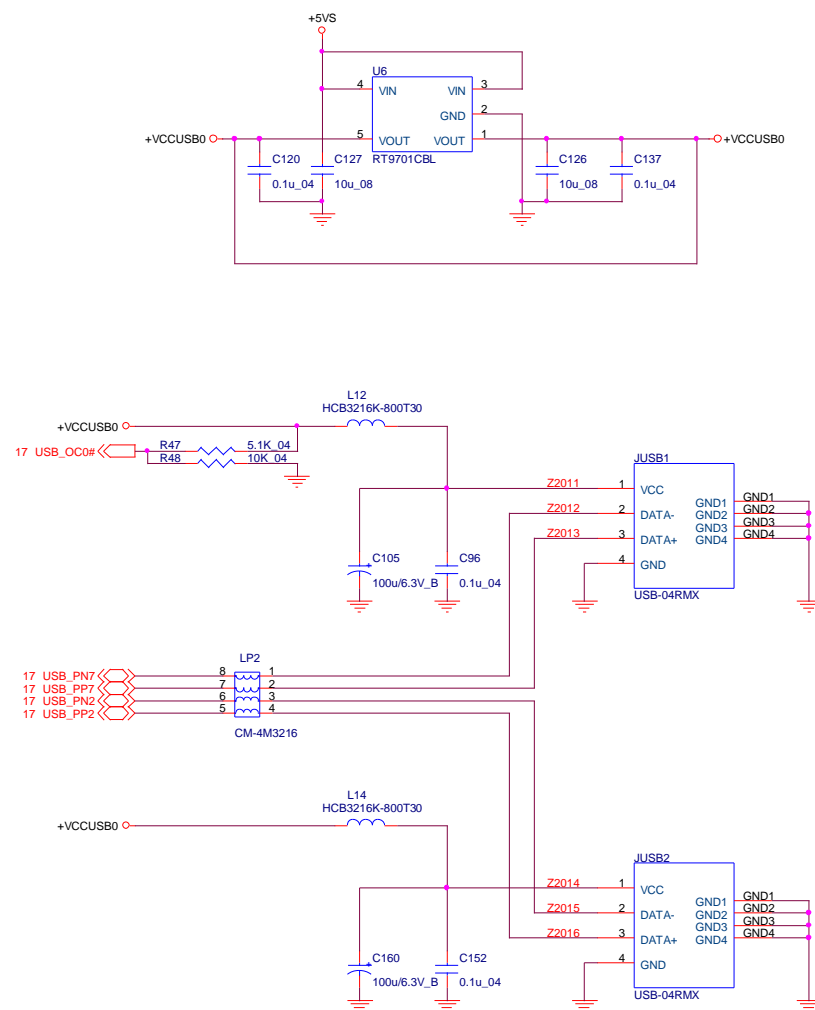
藍天電腦 CLEVO			
Title MCP51 PWR / GND			
Size	Document Number	6-71-M55E0-002	Rev 2.0
Date:	Wednesday, May 24, 2006	Sheet 19 of 44	


MINI CARD

0324



USB 2.0




 +1.5V 14,16,17,18,19,29
 +3V 3,15,17,18,19,21,22,25,27,29,31,32,33
 +3V 2,3,6,7,8,11,12,13,14,15,16,17,19,21,23,25,26,28,29,30,31
 +5V 2,17,18,21,23,24,25,31,33
 +5V 19,21,22,23,24,25,26,27,31

CLEVO CO. 藍天電腦

Title	MINI CARD,USB2.0*2
-------	--------------------

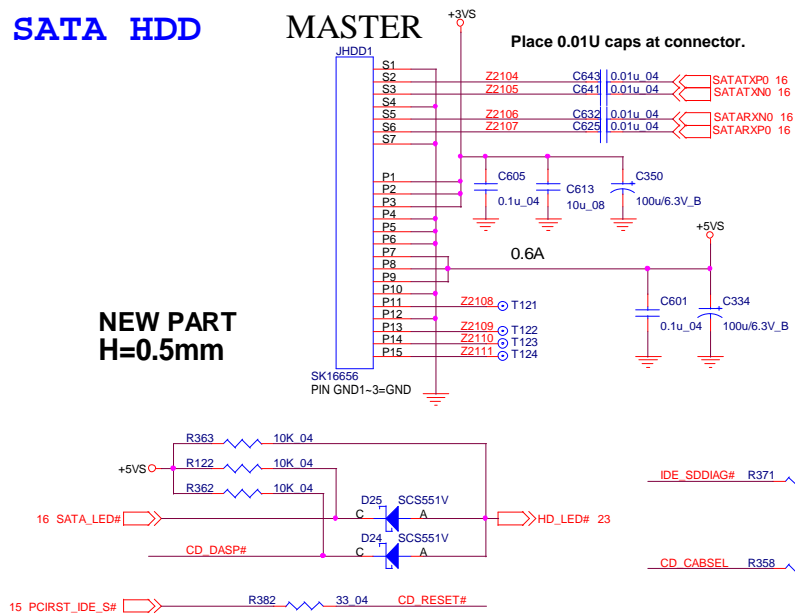
Size A3	Document Number 6-71-M55E0-002
------------	-----------------------------------

Date: Wednesday, May 24, 2006 Sheet 20 of 44

SATA HDD

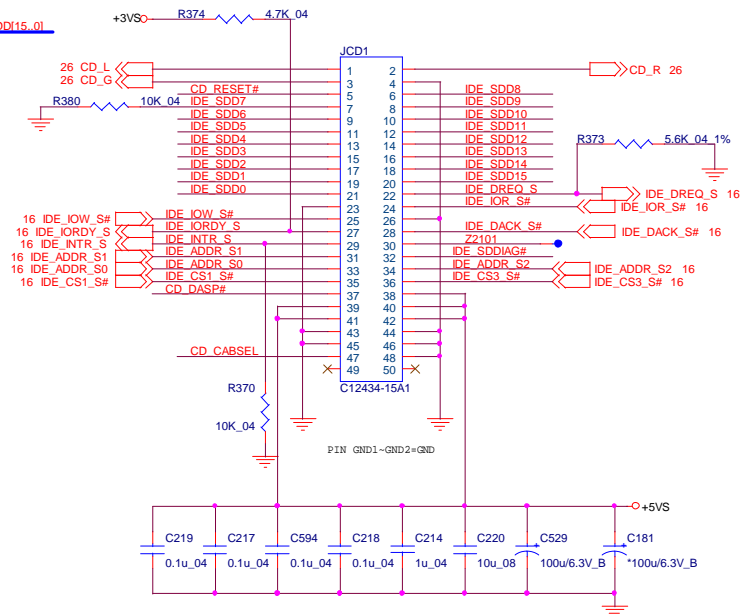
MASTER

Place 0.01U caps at connector.



CD-ROM

16 IDE_SDD[15..0] << IDE_SDD[15..0]

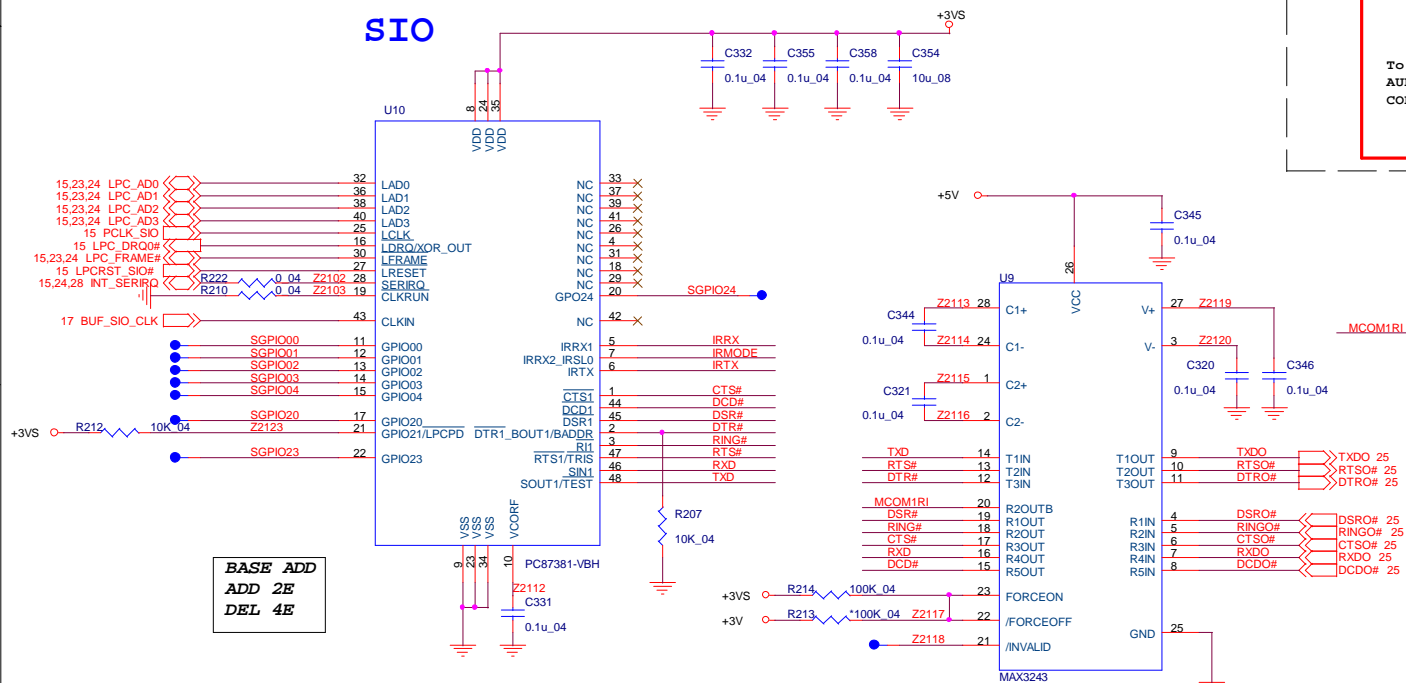


INT_CD_R & CD_GND & INT_CD_L must parallel routing to Audio Codec. The space must be equal.

Space must be equal:

	Other Signal	
To AUDIO CODEC	Signal:Space = 1:2	From CD-ROM
	Signal:Space = 1:1	
	Signal:Space = 1:1	
	Signal:Space = 1:2	
	Other Signal	

SIO



```
BASE ADD
ADD 2E
DEL 4E
```

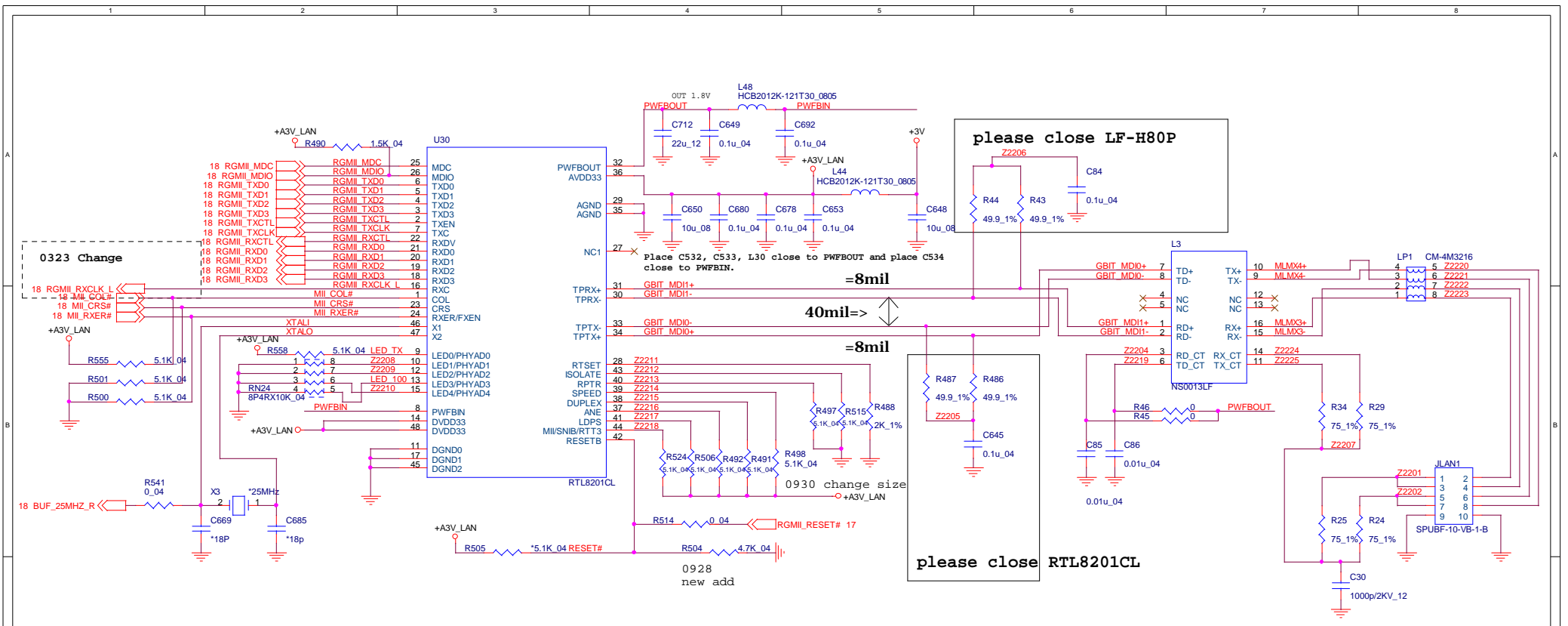

 +3V 3,15,17,18,19,20,22,25,27,29,31,32,33
 +3VS 2,3,6,7,8,11,12,13,14,15,16,17,19,20,23,25,26,28,29,30,31
 +5VS 19,20,22,23,24,25,26,27,31
 +5V 2,17,18,23,24,25,31,33

CLEVO CO. 藍天電腦

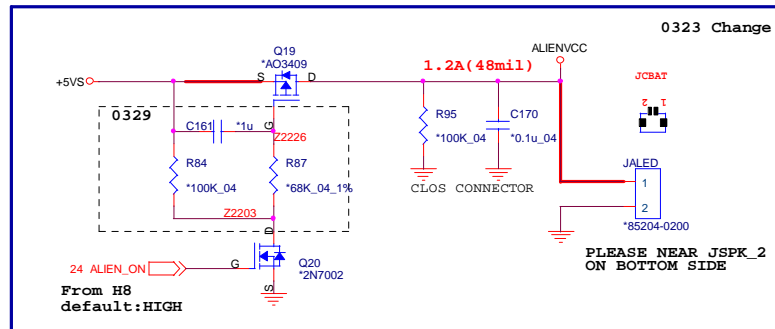
Title	SIO,HDD,CD-ROM,S-ATA CON
-------	--------------------------

Size A3	Document Number 6-71-M55E0-002	Rev 2.0
------------	-----------------------------------	------------

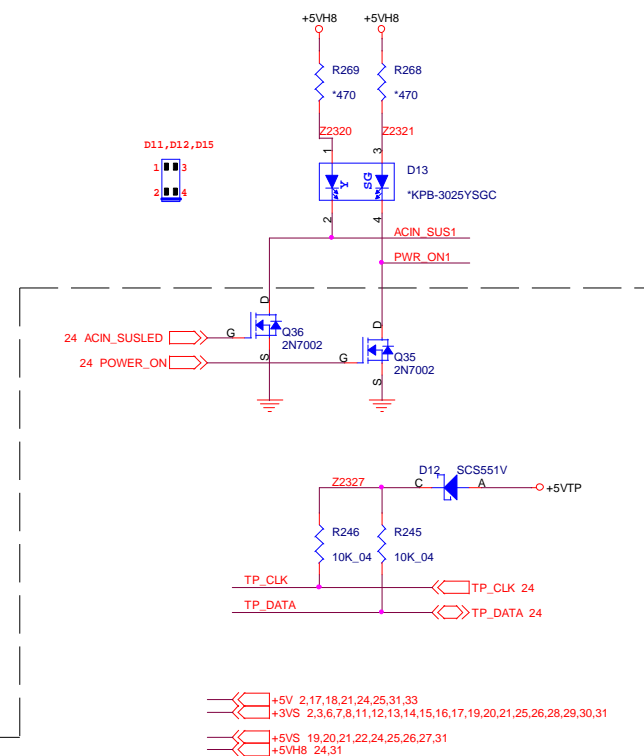
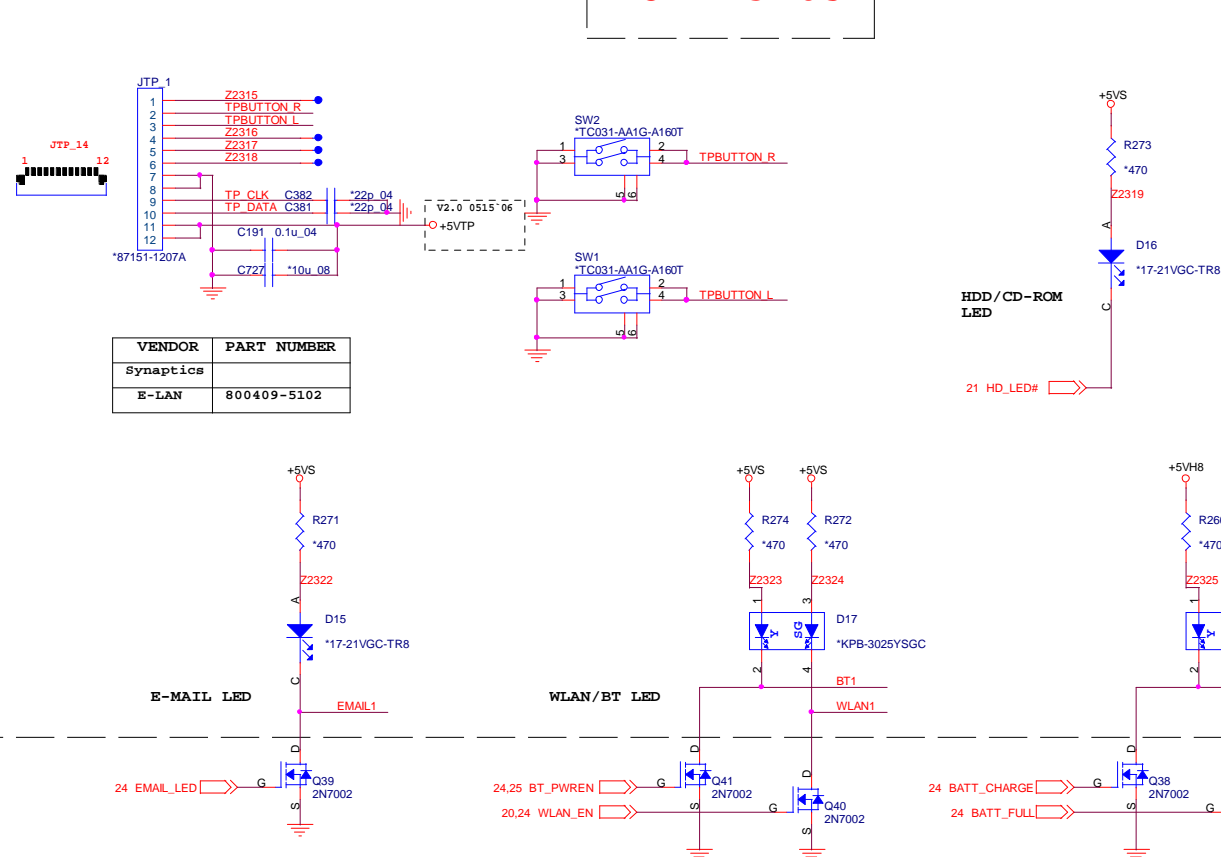
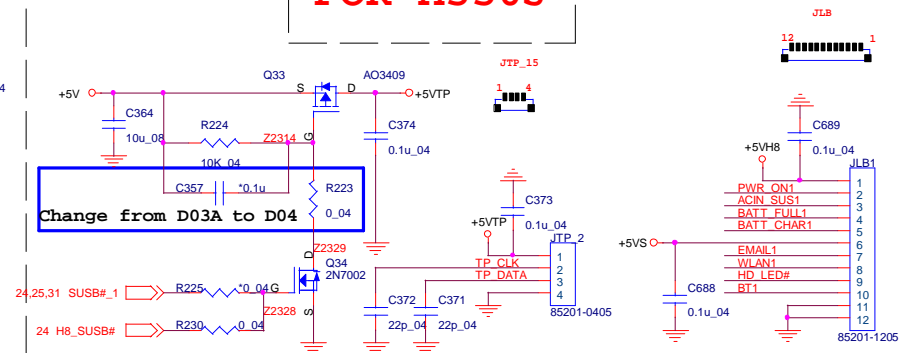
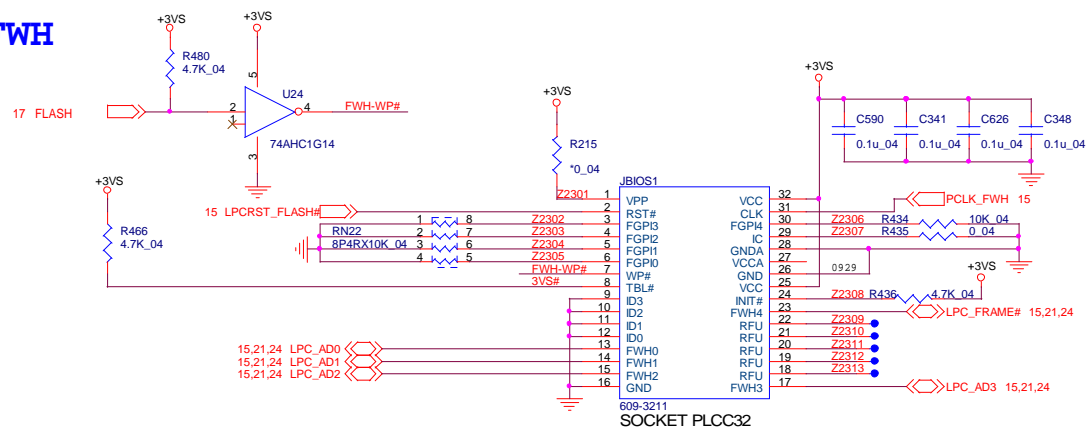
Date: Wednesday, May 24, 2006 Sheet 21 of 44

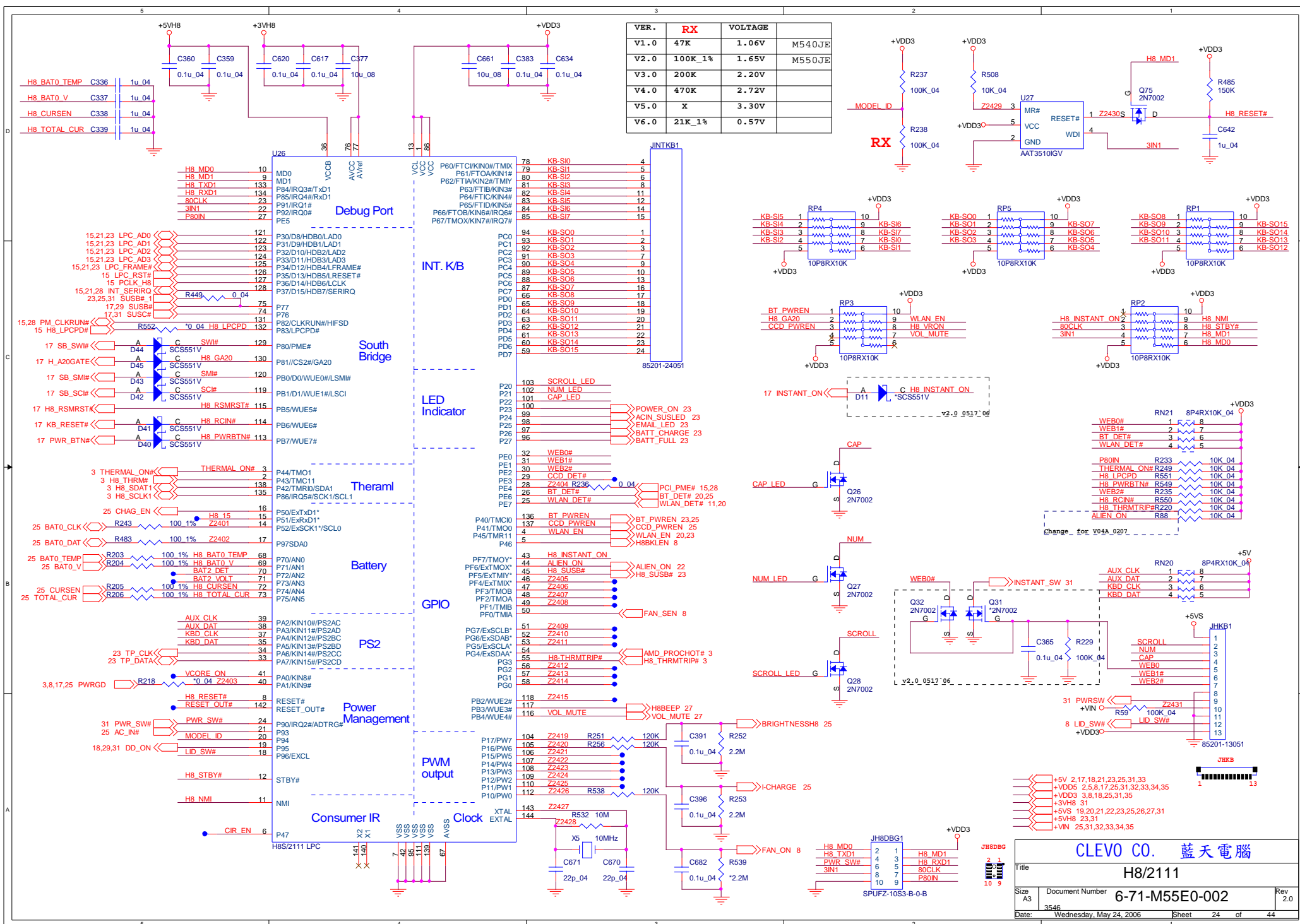


FOR ALIENWARE

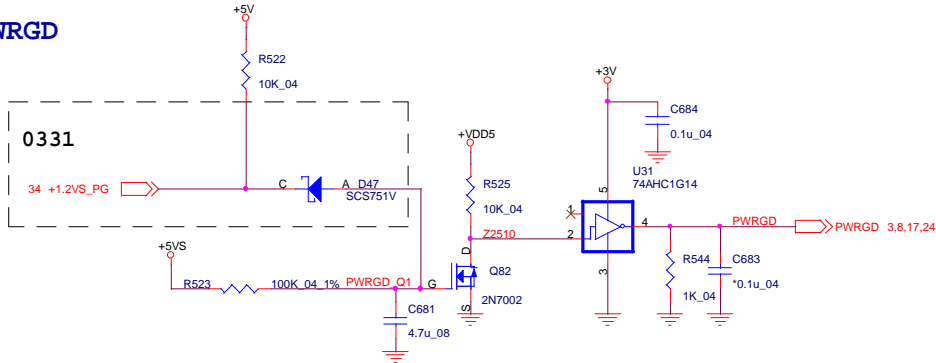


CLEVO CO. 藍天電腦		
Title LAN RTL8201CL		
Size A3	Document Number 6-71-M55E0-002	Rev 2.0
Date: Wednesday, May 24, 2006	Sheet 22	of 44

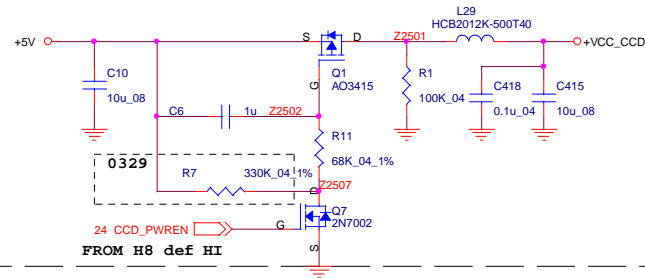




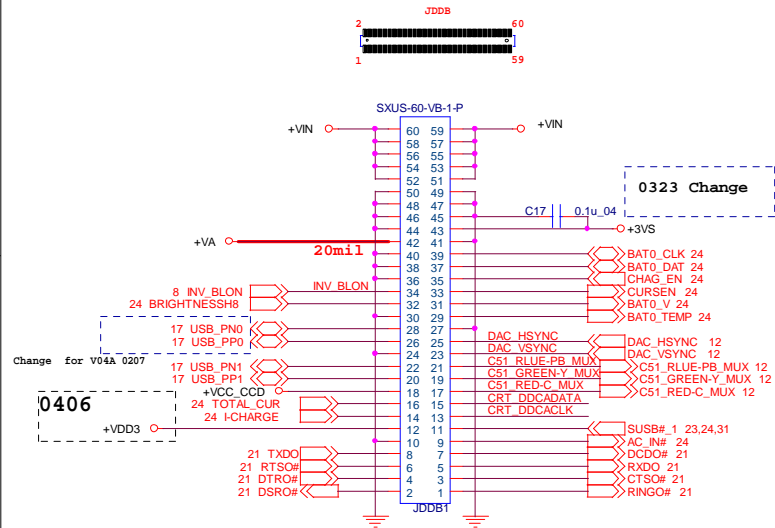
PWRGD



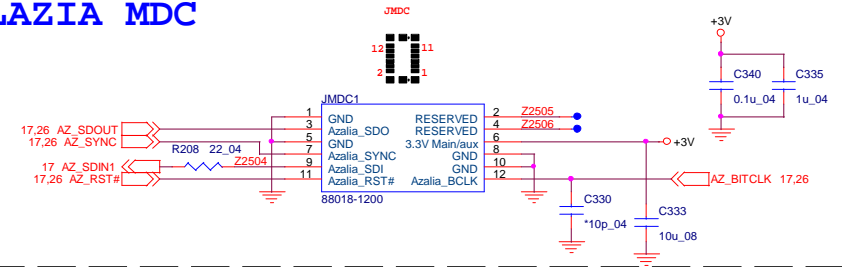
CCD



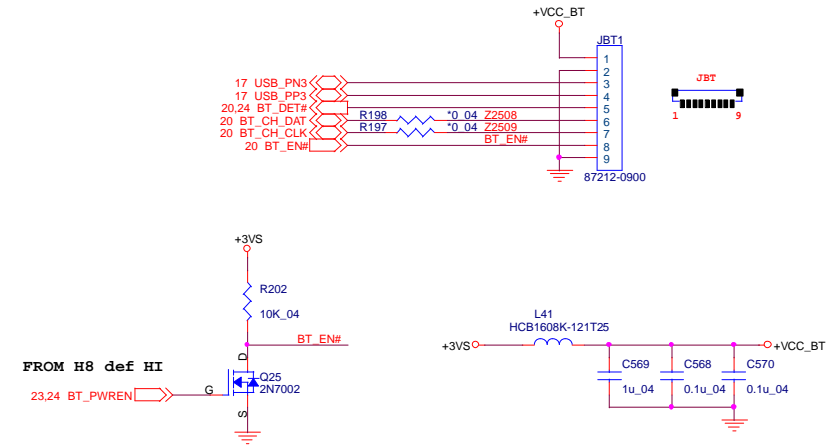
TO MULTI-FUNCTION BOARD



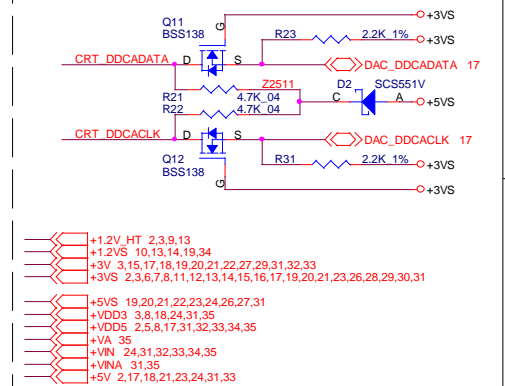
ALAZIA MDC



USB BLUETOOTH



REMOVE TO PAGE 22

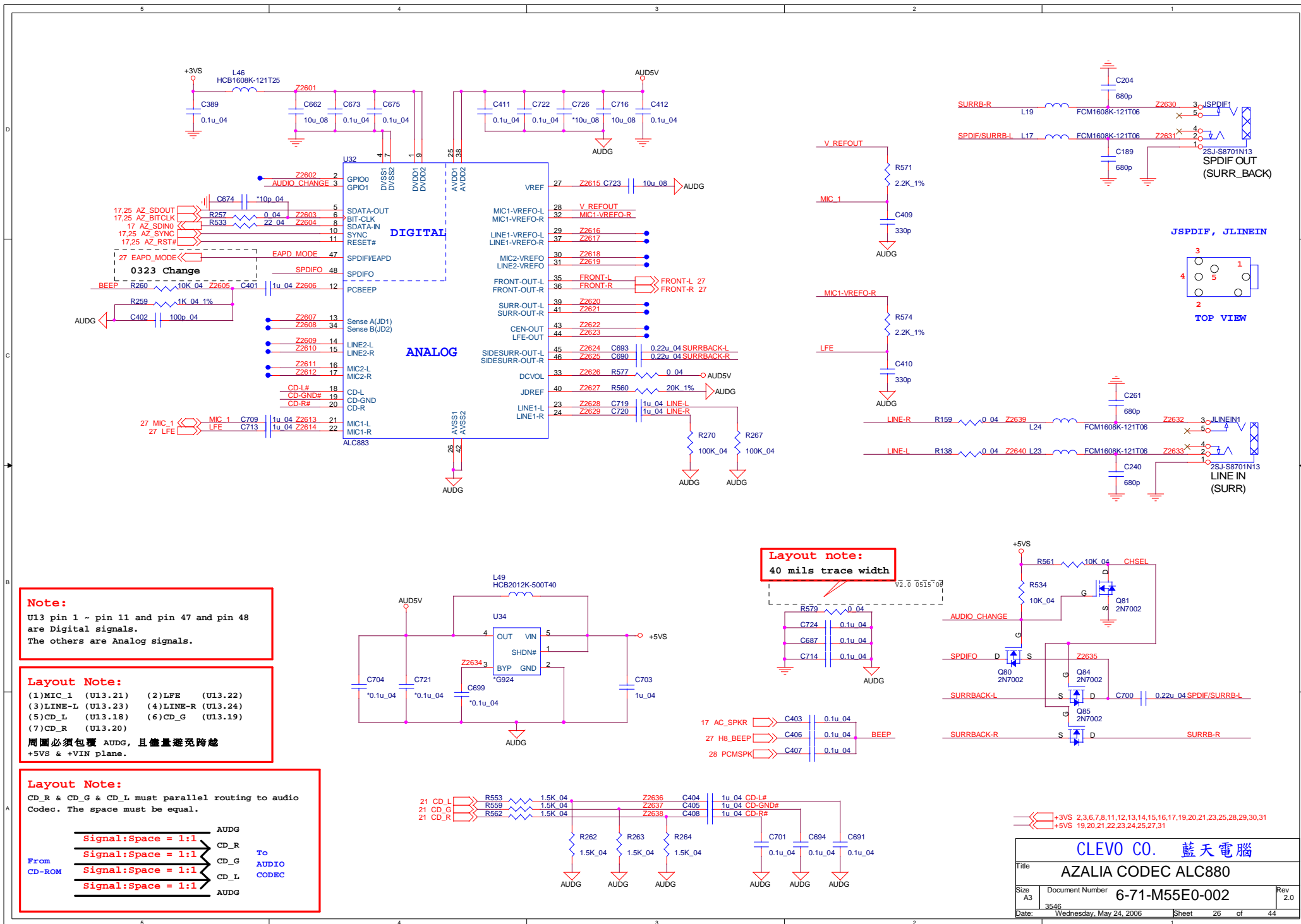


CLEVO CO. 藍天電腦


Title MDC,USB BT,PWRGD,DDB CON

Size A3 Document Number 6-71-M55E0-002 Rev 2.0

Date: Wednesday, May 24, 2006 Sheet 25 of 44



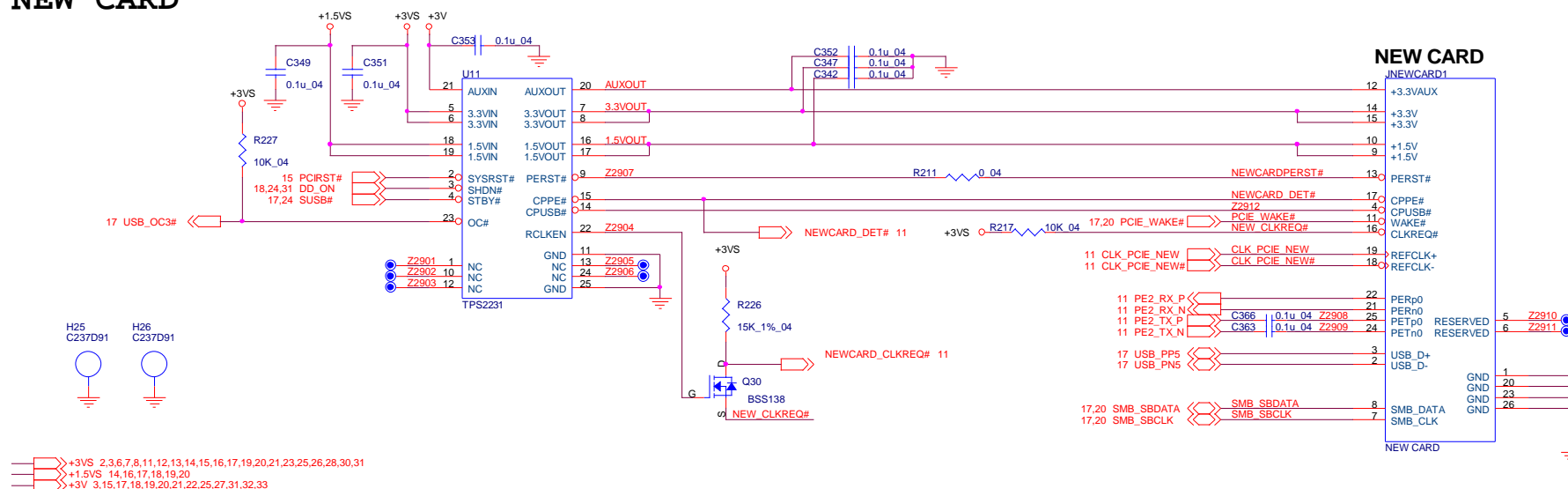
0331



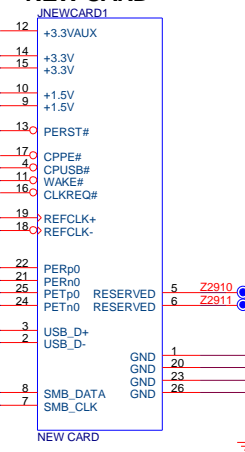
Date: Wednesday, May 24, 2006 Sheet 28 of 44

Date: Wednesday, May 24, 2006 Sheet 28 of 44

NEW CARD

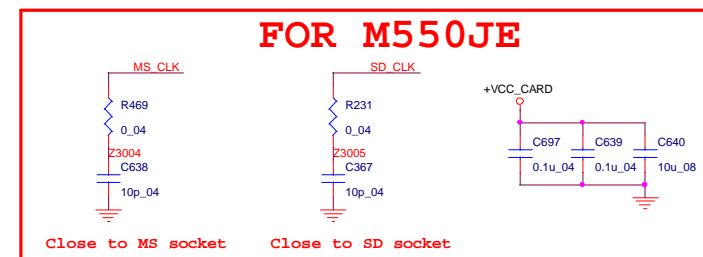
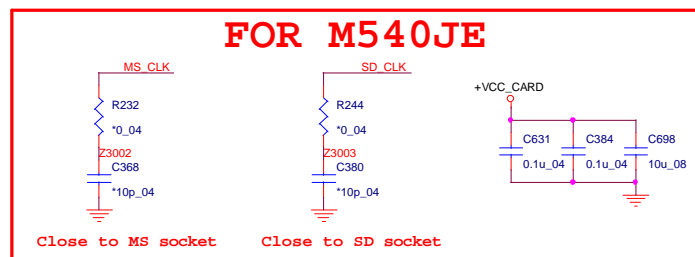
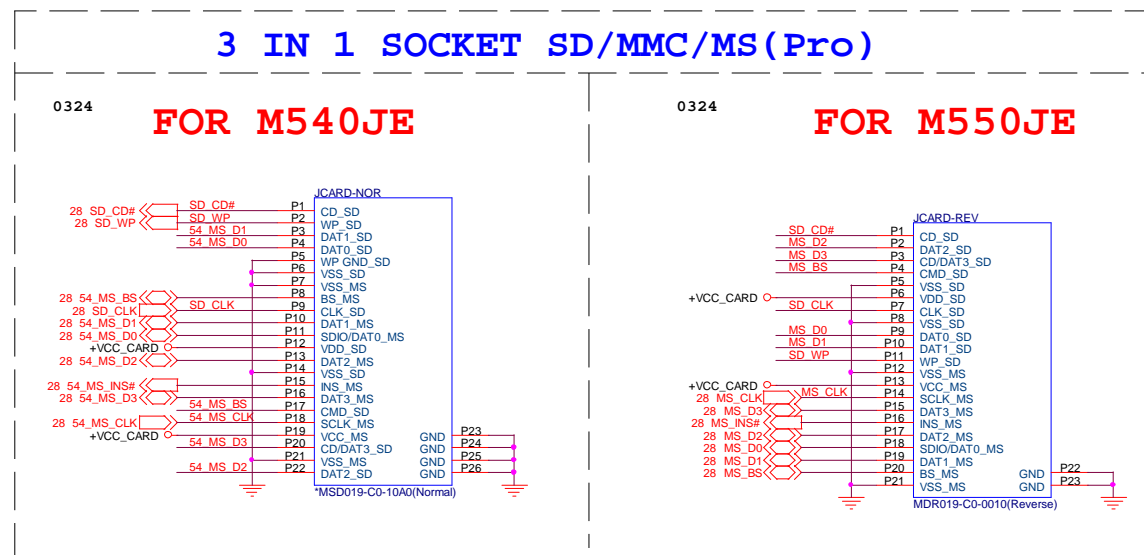
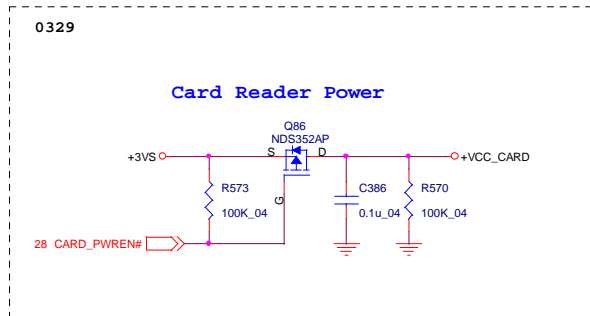


NEW CARD



CLEVO CO. 藍天電腦

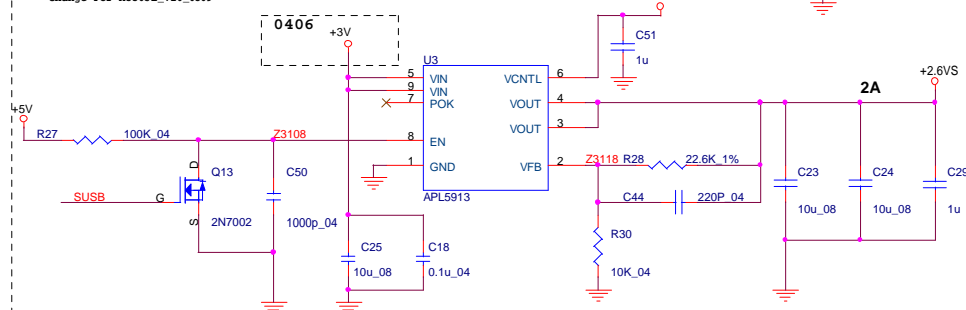
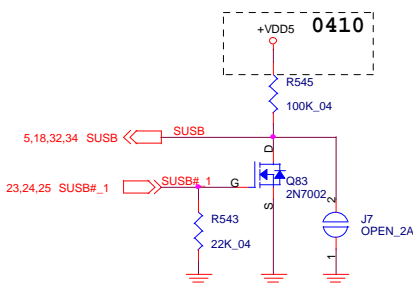
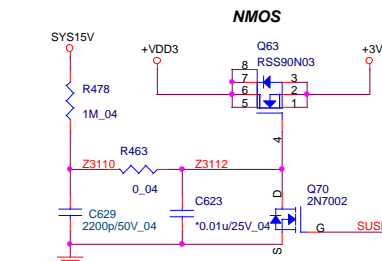
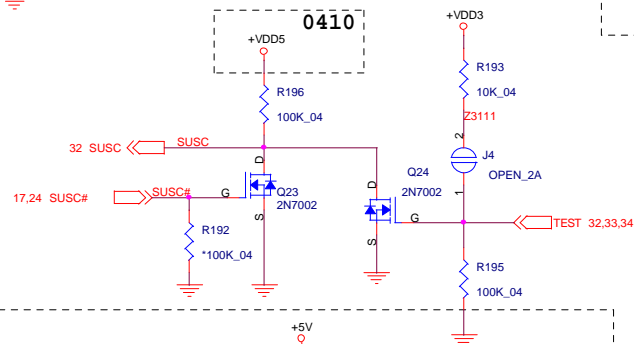
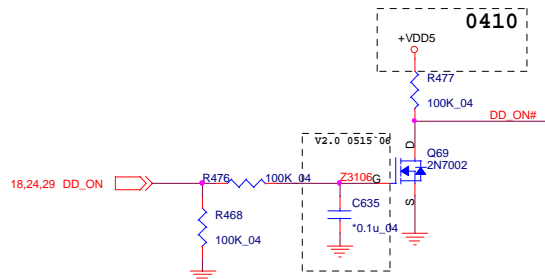
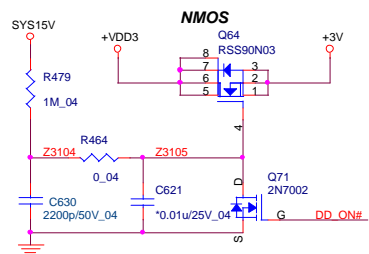
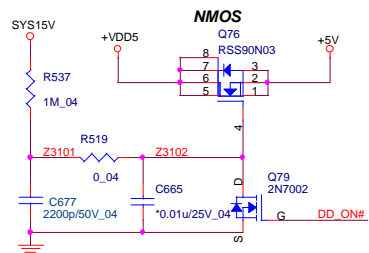
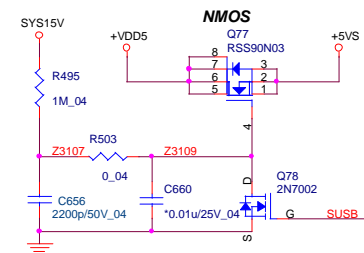
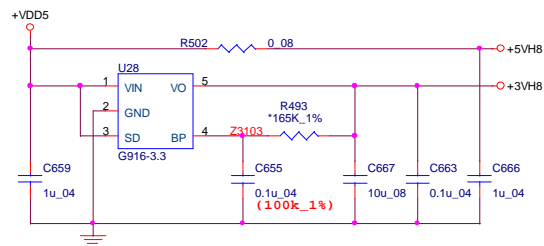
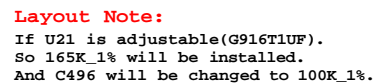
Title			
NEWCARD			
Size A3	Document Number 3546	6-71-M55E0-002	Rev 2.0
Date:	Wednesday, May 24, 2006	Sheet	29 of 44


















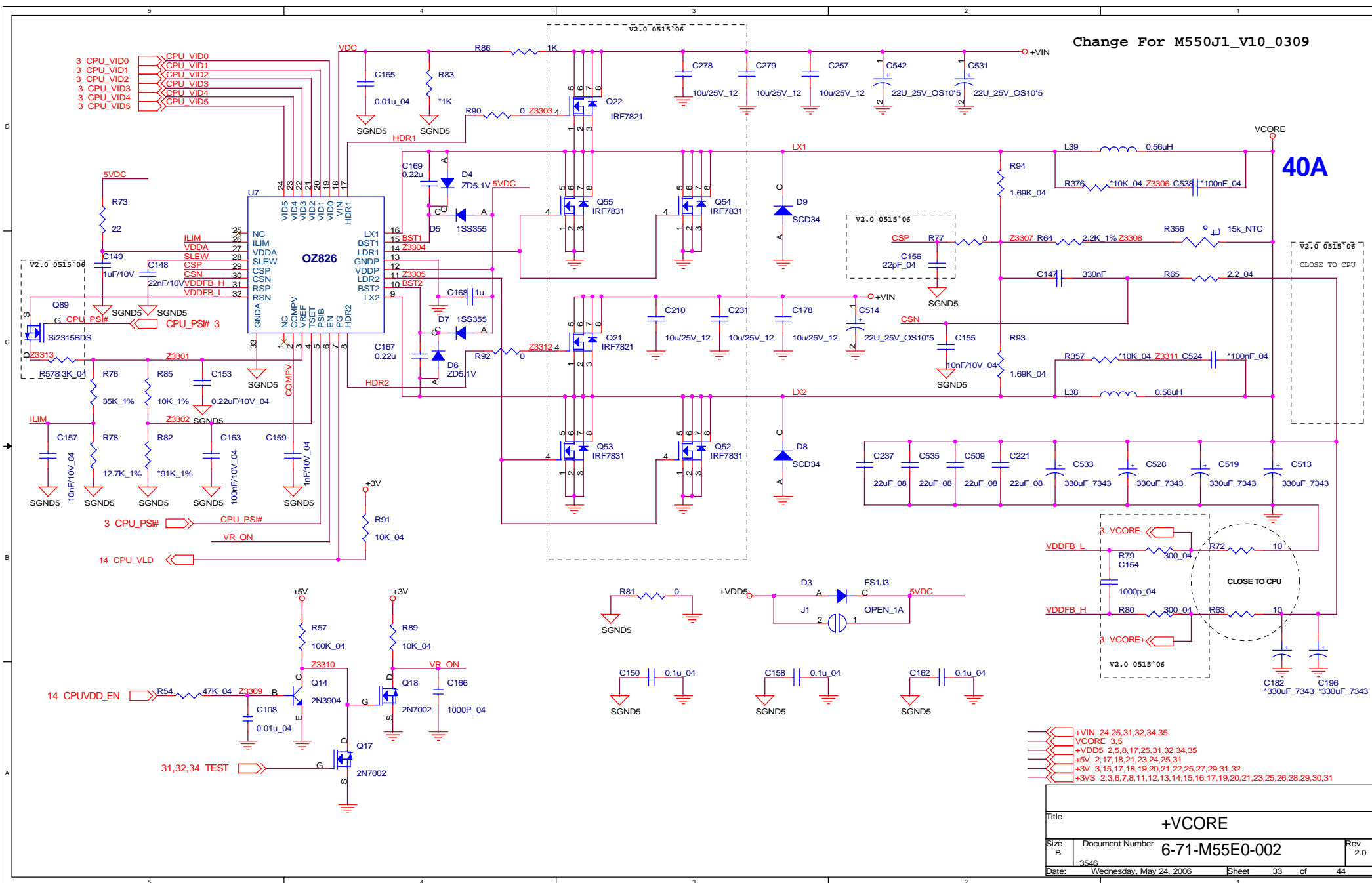
+5VS 19,20,21,22,23,24,25,26,27,31
 +3VS 2,3,6,7,8,11,12,13,14,15,16,17,19,20,21,23,25,26,28,29,31
 +VDD3 3,8,18,24,25,31,35
 +1.5VS 14,16,17,18,19,20,29
 +3V 3,15,17,18,19,20,21,22,25,27,29,31,32,33

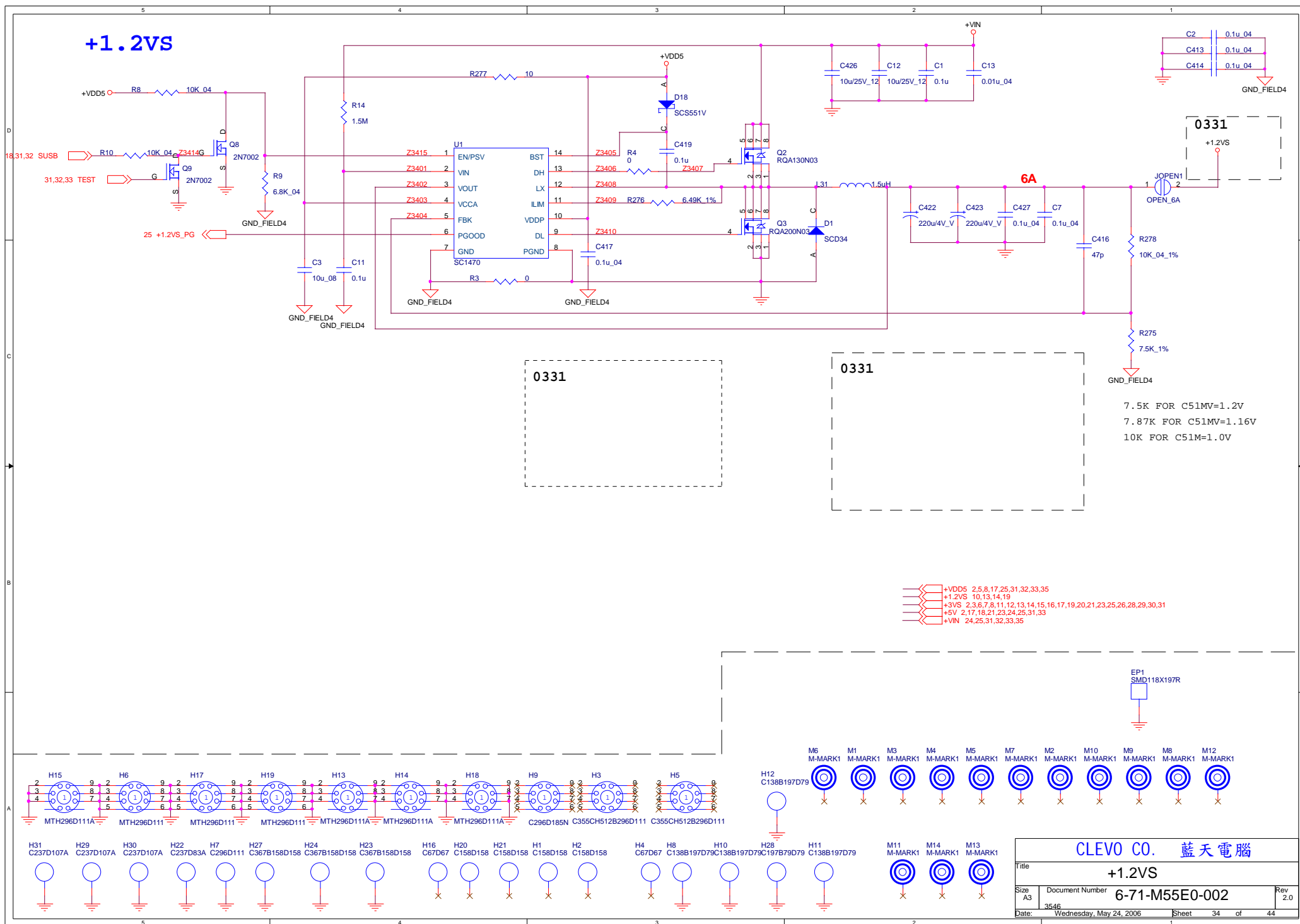
CLEVO CO. 藍天電腦

Title			
3 IN 1 SOCKET			
Size A3	Document Number	6-71-M55E0-002	Rev 2.0
Date: 3546	Wednesday, May 24, 2006	Sheet 30	of 44



-  +1.5V 18,19
 +1.5VS 14,16,17,18,19,20,29
 +2.6VS 3,9,12,13
 +2.6V 10,13,14,19,34
 +3V 3,15,17,18,19,21,22,25,27,29,32,33
 +3VS 2,3,6,7,8,11,12,13,14,15,16,17,19,20,21,23,25,26,28,29,30
 +3VH8 24
 +5V 2,17,18,21,23,24,25,33
 +5VS 19,20,21,22,23,24,25,26,27
 +5VH8 23,24
 +VDD3 3,8,18,24,25,35
 +VDD5 2,5,8,17,25,32,33,34,35
 +VA 25,35
 +VIN 24,25,32,33,34,35
 +VINA 35

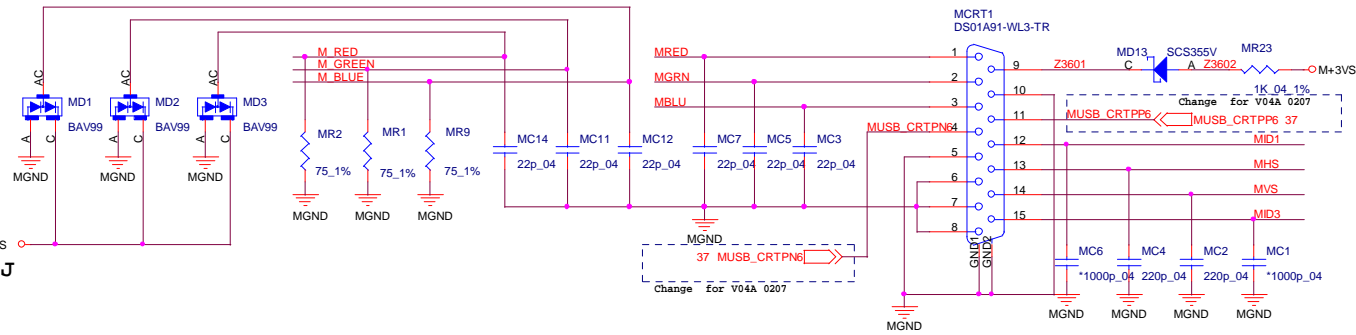




CLEVO CO. 藍天電腦			
Title +VDD3,+VDD5,+VDD12			
Size A3	Document Number	6-71-M55E0-002	Rev 2.0
3546			
Date:	Wednesday, May 24, 2006	Sheet	35 of 44

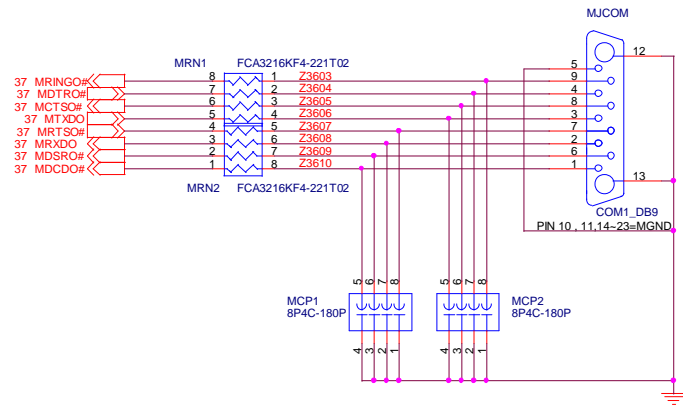
CRT

FOR M550J



Change from D03A to D04

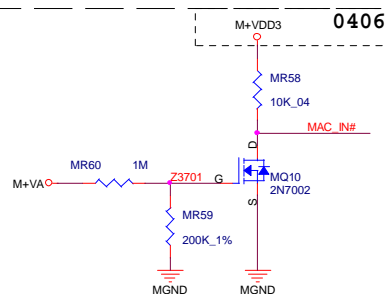
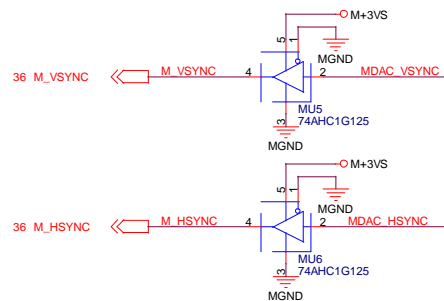
MBLU	ML10	1	2	HCB1608KF-121T25	M_BLUE		M_BLUE	37
MVS	ML11	1	2	0	M_VSYNC		M_VSYNC	37
MID3	ML12	1	2	FCM1608K-121T06	M_DDCACLK		M_DDCACLK	37
MHS	ML13	1	2	0	M_HSYNC		M_HSYNC	37
MGRN	ML14	1	2	HCB1608KF-121T25	M_GREEN		M_GREEN	37
MID1	ML15	1	2	FCM1608K-121T06	M_DDCADATA		M_DDCADATA	37
MRED	ML16	1	2	HCB1608KF-121T25	M_RED		M_RED	37



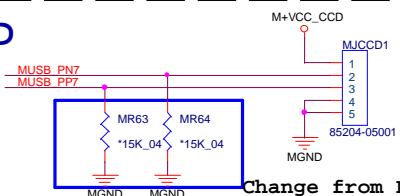
M+3VS 37

CLEVO CO. 藍天電腦

Title				RGB & TV OUT MUXES	
Size	A3	Document Number	6-71-M55EC-002	Rev	2.0
Date:	3546	Wednesday, May 24, 2006	Sheet	36	of 44



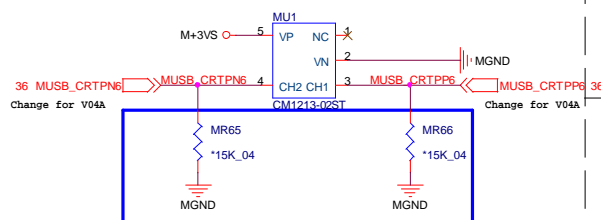
CCD



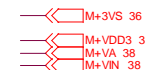
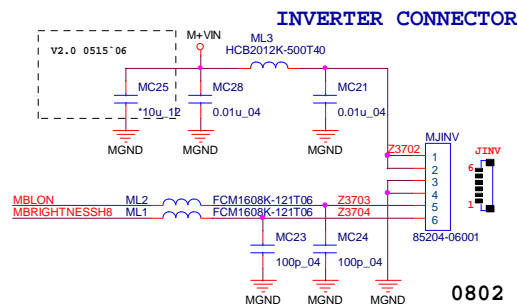
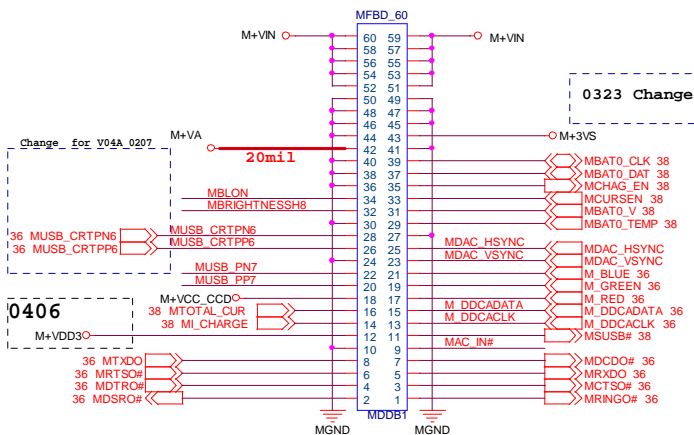
Change from D03A to D04

FOR CRT ESD

CLOSE CRT CONNECTOR



Change from D03A to D04



CLEVO CO. 藍天電腦

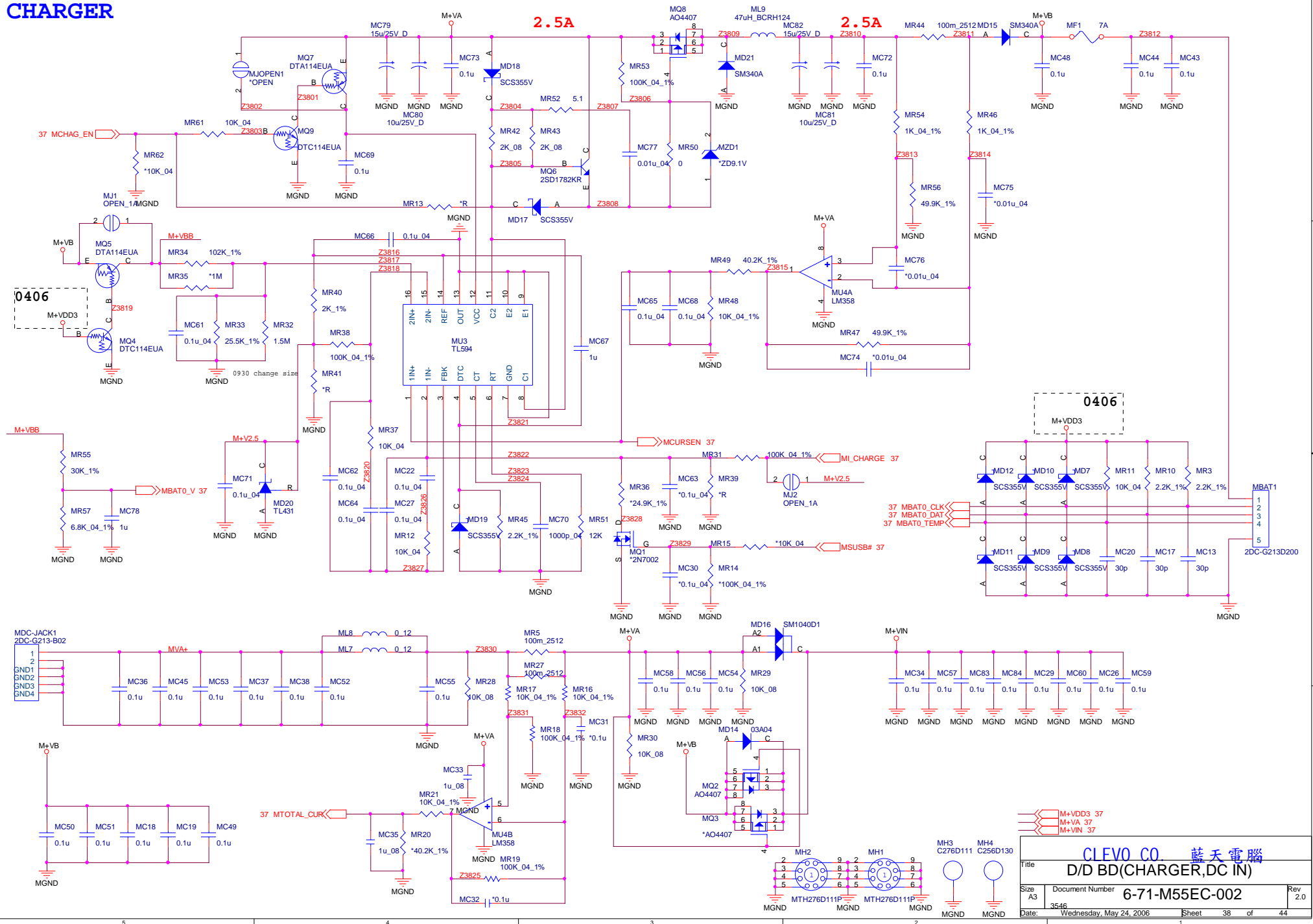
Title D/D BD(CRT,S-VIDEO,RJ-11)

Size A3 Document Number 6-71-M55EC-002 Rev 2.0

Date: Wednesday, May 24, 2006 Sheet 37 of 44

0802

CHARGER



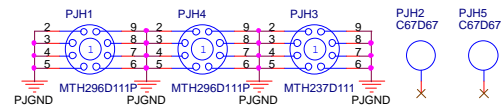
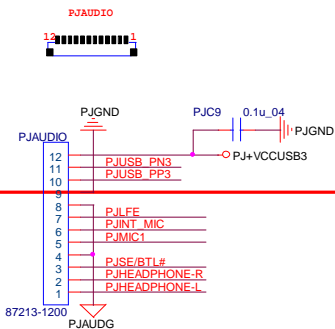
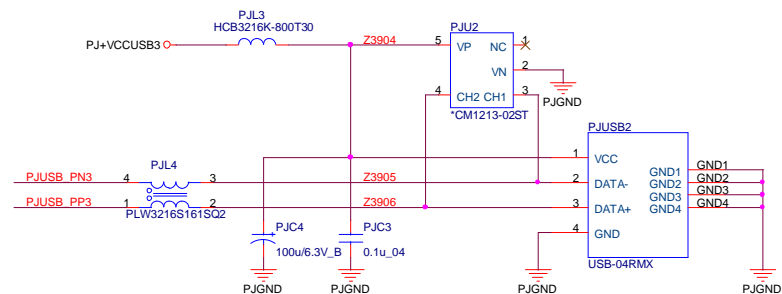
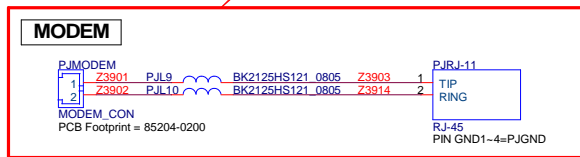
M+VDD3 37
M+VA 37
M+VIN 37

CLEVO CO. 藍天電腦

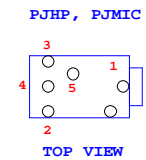
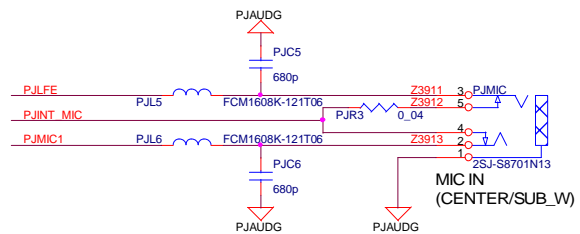
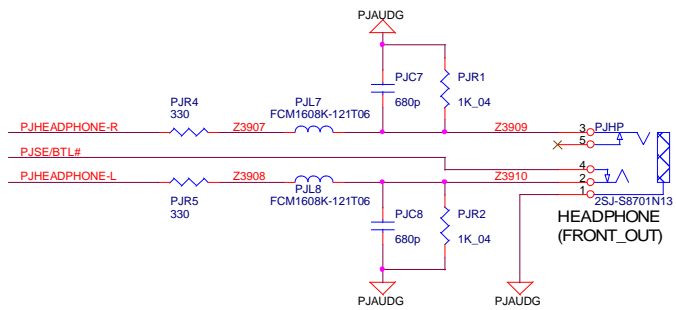
Title		D/D BD(CHARGER,DC IN)	
Size	Document Number	6-71-M55EC-002	
A3	3546	Rev 2.0	
Date:	Wednesday, May 24, 2006	Sheet	38 of 44

DIGITAL PLANE

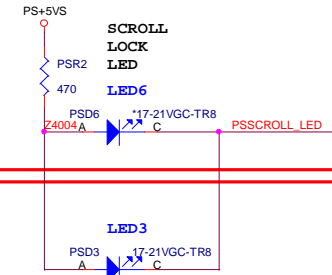
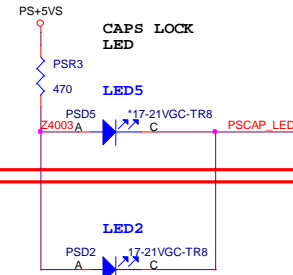
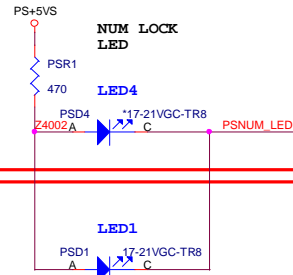
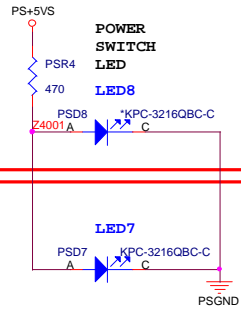
須與其他零件或線路
淨空 2.5mm 以上



ANALOG PLANE

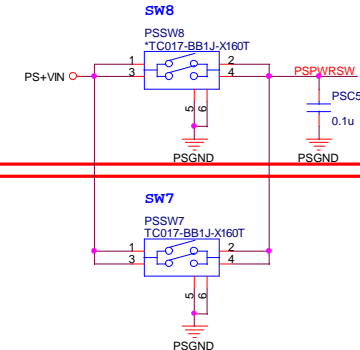
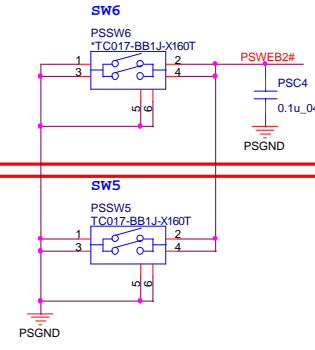
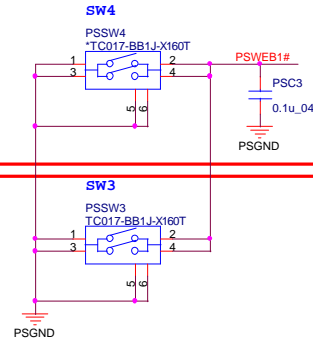
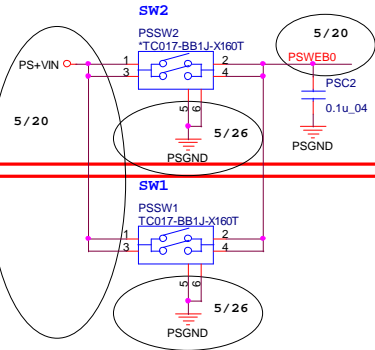


FOR M540G



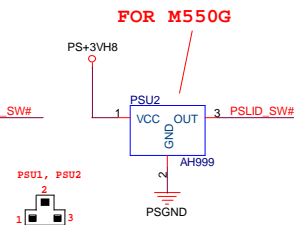
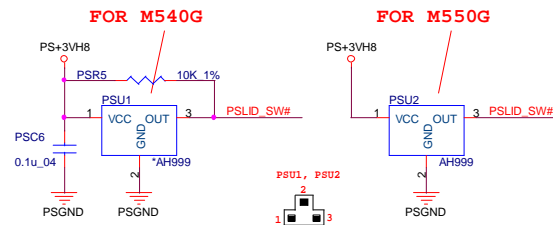
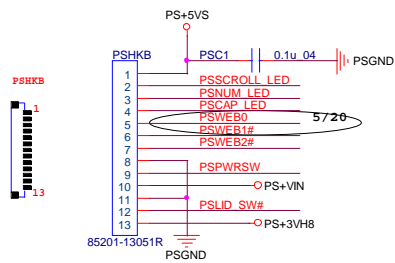
FOR M550G

FOR M540G



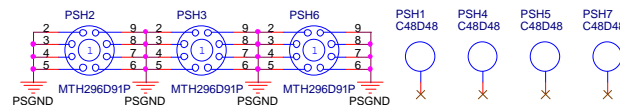
FOR M550G

LID SWITCH IC



	LED1	LED2	LED3	LED4	LED5	LED6	LED7	LED8	MR SENSOR
M540G	X	X	X	V	V	V	X	V	PSU1
M550G	V	V	V	X	X	X	V	X	PSU2

	SW1	SW2	SW3	SW4	SW5	SW6	SW7	SW8
M540G	X	V	X	V	X	V	X	V
M550G	V	X	V	X	V	X	V	X



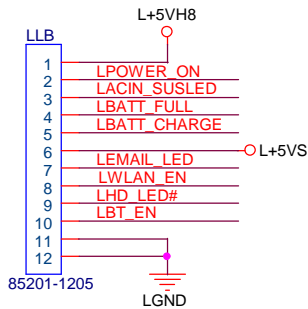
CLEVO CO. 藍天電腦

Title HOT KEY BD(HOT KEY,LED)

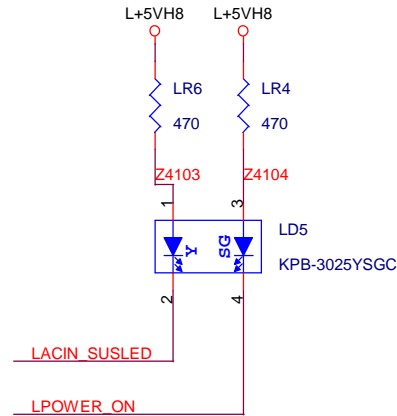
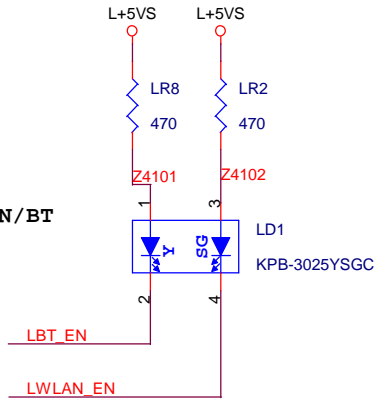
Size A3 Document Number 6-71-M55GS-003 Rev 2.0

Date: Wednesday, May 24, 2006 Sheet 40 of 44

FOR M550JE



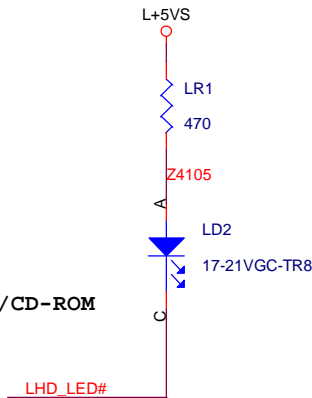
WLAN/BT LED



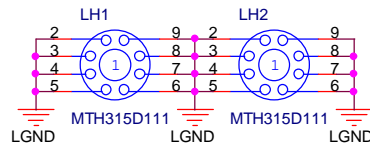
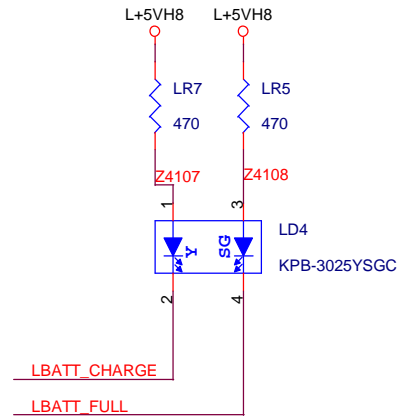
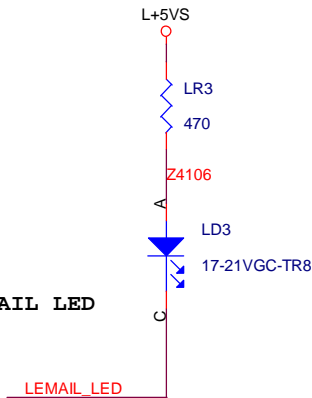
LD1, LD4, LD5



HDD/CD-ROM LED



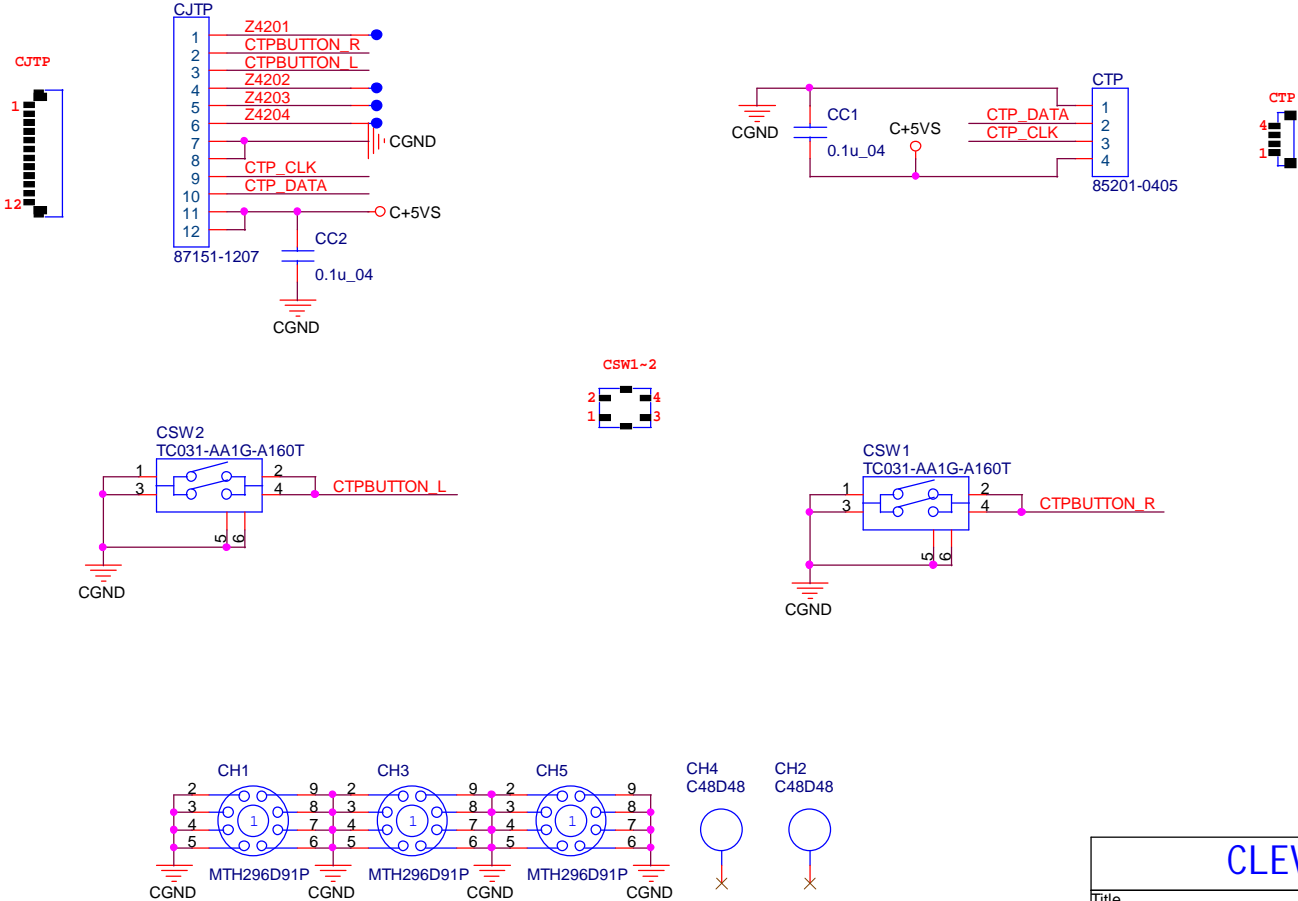
E-MAIL LED



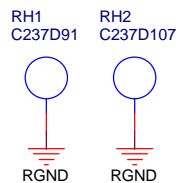
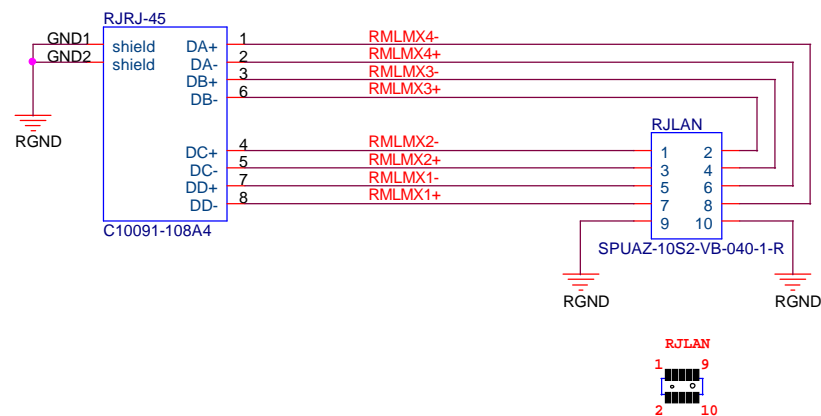
CLEVO CO. 藍天電腦			
Title LED BOARD			
Size A4	Document Number 3546	6-71-M55G4-003	
Date: Wednesday, May 24, 2006	Sheet 41	of 44	Rev 2.0

FOR M550J

VENDOR	PART NUMBER
Synaptics	
E-LAN	800409-5102

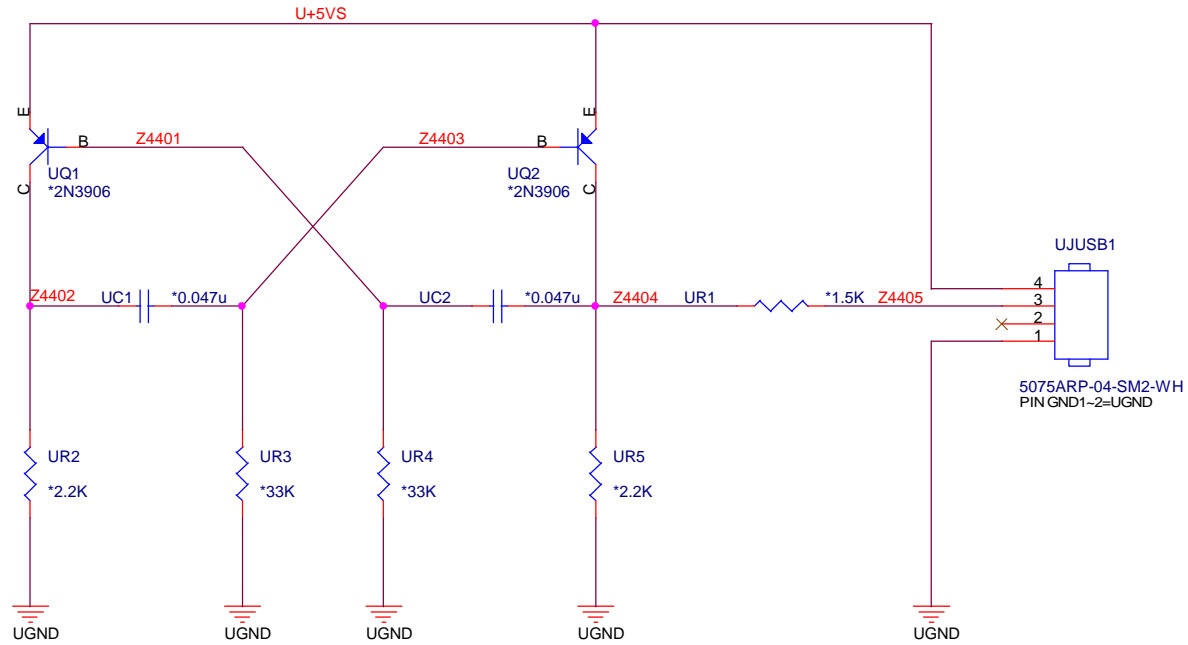


CLEVO CO. 藍天電腦		
CLICK BOARD		
Size A4	Document Number 6-71-M55N2-001	Rev 2.0
Date: Wednesday, May 24, 2006	Sheet 42 of 44	



CLEVO CO. 藍天電腦			
Title RJ-45 BOARD			
Size A4	Document Number 3546	6-71-M55GZ-003	Rev 2.0
Date: Wednesday, May 24, 2006	Sheet 43	of 44	

USB DANGLE BOARD



CLEVO CO. 藍天電腦			
Title USB DANGLE BOARD			
Size A4	Document Number 3546	Rev 2.0	
Date: Wednesday, May 24, 2006		Sheet 44	of 44